



**EMBIBE**

***The Most Powerful Education  
Platform Ever Invented***

---

**Estd. 2012**

## Welcome to Embibe, the most powerful platform ever invented!



EMBIBE is India's leading ed-tech platform, powered by Artificial Intelligence, designed to deliver truly personalised learning and outcomes for each student. It is the only platform with products catering to the entire education ecosystem, including students, parents, teachers, schools, and the administration.

In order to experience the platform to its full potential, you'll need to register to the Embibe platform first.

While registering, as a Student you need to add the following details:

- **Details of your school,Class and section**
- **Details of the Devices available**

A screenshot of the Embibe landing page. The page has a dark blue background with a glowing map of India and a Great Hornbill perched on a branch. The text is white and yellow. At the top left is the Embibe logo. At the top right are 'Student' and 'Educator' buttons. The main heading reads 'Delivering Personalised Education for Every Achiever in the Land of the Great Hornbill'. Below this are 'Student Registration' and 'Student Login' buttons. At the bottom, it says 'Personalised Learning for 6th to 12th Arunachal Pradesh Board & Many More Exams'. A navigation bar at the very bottom lists '9th APDHTE', '10th APDHTE', '11th APDHTE', '12th APDHTE', and 'APPSC'. A 'Chat With Us' button is in the bottom right corner.

EMBIBE

Student Educator

Delivering Personalised Education  
for Every Achiever in the Land of  
the Great Hornbill

Student Registration Student Login

Personalised Learning for  
6th to 12th Arunachal Pradesh Board & Many More Exams

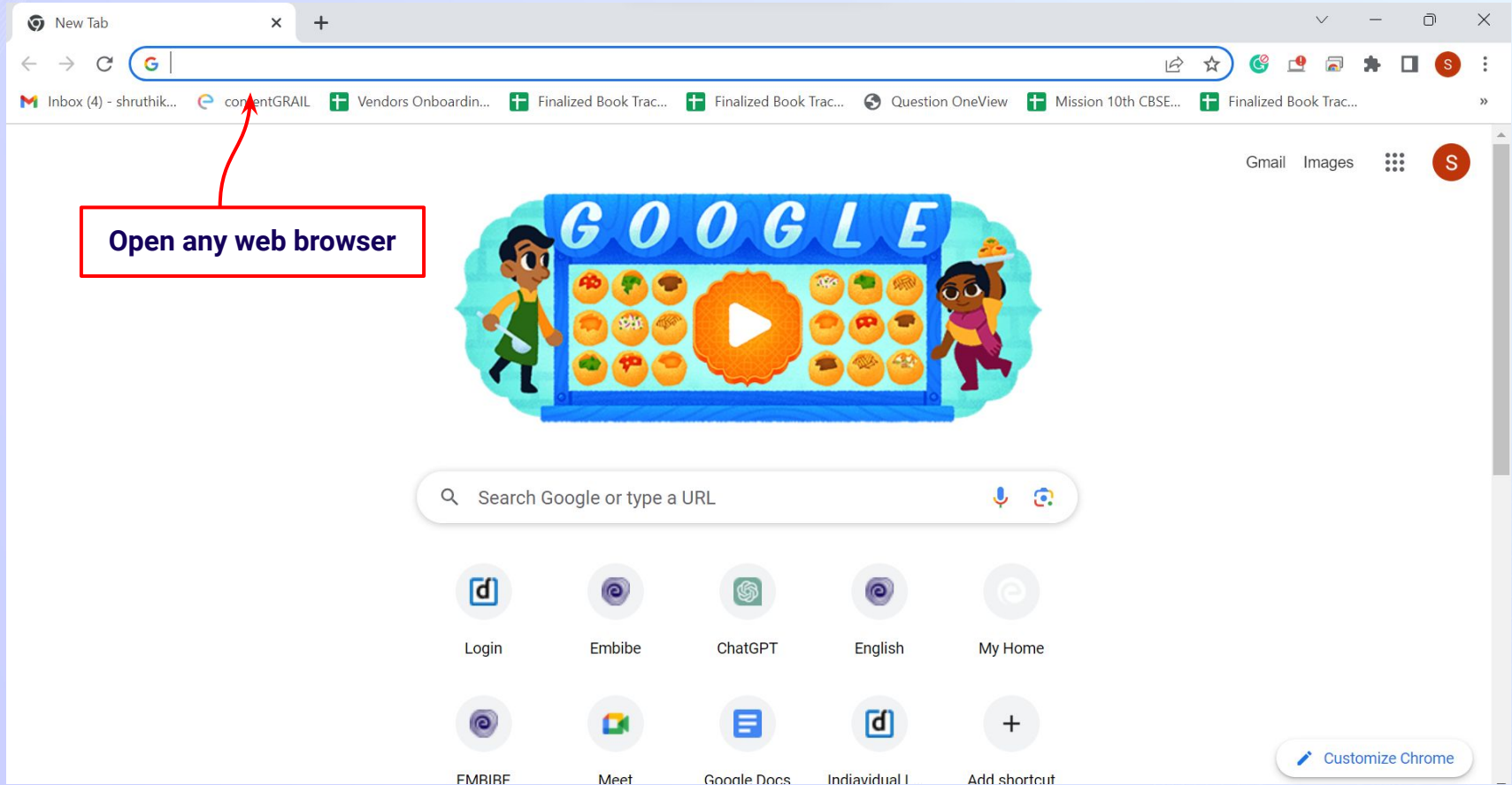
9th APDHTE 10th APDHTE **11th APDHTE** 12th APDHTE APPSC

Chat With Us



# **STEP-BY-STEP** REGISTRATION ONTO THE EMBIBE **STUDENT PLATFORM**

# STEP 1 | Open any web browser in your device.



## STEP 2

Type the **URL** <https://gov.embibe.com/aranachalpradesh> in the browser.



← → ↻ <https://gov.embibe.com/aranachalpradesh>

Extra - Google Sh... lira @ UI Staging-Fiber Darwin CG: General GH Meet link Launch Meet Link physics meet KKB AD meet link CG Learning Maps... Daily Task Assign... >>

Gmail Images ⋮ T

Type the URL: <https://gov.embibe.com/aranachalpradesh>

# Google

🔍 Search Google or type a URL



My Drive



Web Store



Gmail



YouTube



Google map



Add shortcut



**Student** Educator

# Delivering Personalised Education for Every Achiever in the Land of the Great Hornbill

Click on Student

Student Registration

Student Login



Personalised Learning for

6th to 12th Arunachal Pradesh Board & Many More Exams

Chat With Us



ON - ADULTS

ON - ADULTS

10th - ADULTS

11th - ADULTS

12th - ADULTS

**STEP 4** | Click on the **Student Registration** button.



**EMBIBE**

Student Educator

# Delivering Personalised Education for Every Achiever in the Land of the Great Hornbill

**Student Registration** Student Login **Click on Student Registration**

Personalised Learning for  
**6th to 12th Arunachal Pradesh Board & Many More Exams**

9th - ARUNACHAL PRADESH BOARD 10th - ARUNACHAL PRADESH BOARD 11th - ARUNACHAL PRADESH BOARD 12th - ARUNACHAL PRADESH BOARD

Chat With Us

# STEP 5 | Enter **UDISE Code** of your school (If you know it).



1

Step 1 of 3  
School Details

● ○ ○

## Create Your Student Account

Verify your School Details to get Started with Embibe

To ensure that only students can access our platform, we need to verify your school's details.  
Please enter your school UDISE code below

UDISE Code\*

Enter your UDISE code

[Find your UDISE code](#)

Enter your School UDISE Code of your school

2

● ○ ○

## Create Your Educator Account

Verify your School Details to get Started with Embibe

To ensure that only Educator can access our platform, we need to verify your School's details.  
Please enter your School UDISE Code below

UDISE Code\*

12040108001

The details of the above UDISE Code are:

**GOVT. PRY. SCHOOL, LOWER SARCHGAI**

School Department:  
School Category: Primary  
State: Arunachal Pradesh  
District: PAPUM PARE  
Block / Taluka: MENGIO  
Village: LOWER SARCHGAI  
PIN Code: 791123

This is My School

Details of your school will appear after entering the UDISE code



**STEP 6** Click on **Find your UDISE code** (If you do not know it).



Step 1 of 3

## School Details

● — ○ — ○

# Create Your Student Account

Verify your School Details to get Started with Embibe

To ensure that only students can access our platform, we need to verify your school's details.  
Please enter your school UDISE code below

UDISE Code\*

[Find your UDISE code](#)

If the UDISE code is not known, then click on "Find your UDISE code"

[Find your UDISE code](#)

## STEP 7

Click on **Find your UDISE code** (If you do not know it).



Find your UDISE code

Download the excel file and search the UDISE Code by any of the options

- Your School Name
- Your Area Pin Code

Download

Search By PIN Code

How to find UDISE? [Watch Video](#)

If you do not know the UDISE Code, watch video to see how to find the UDISE Code

# STEP 7

Click on the **Download** button to get the list of UDISE codes.



## Find your UDISE code

Download the excel file and search the UDISE Code by any of the options

- Your School Name
- Your Area Pin Code

**Download**

Search By PIN Code

How to find UDISE? [Watch Video](#)

792055	Primary	Unrecognized	FREEDOM CHRISTIAN SCHOOL, GANDHIGRAM	Unrecognized	Arunachal Pradesh	12120201102	GANDIGRAM
792055	Pr. Up Pr. and Secondary Only	Department of Education	GOVT. SECONDARY SCHOOL, VIJAYNAGAR	Department of Education	Arunachal Pradesh	12120200101	VIJAYNAGAR
792122	Primary	Department of Education	GOVT. PRIMARY SCHOOL, NAMCHIK-HAVI	Department of Education	Arunachal Pradesh	12120203401	NAMCHIK-HAVI
792122	Primary with Upper Primary	Department of Education	GOVT. UPPER PRIMARY SCHOOL, EMPEN	Department of Education	Arunachal Pradesh	12120201401	EMPEN
792055	Primary	Department of Education	GOVT. PRIMARY SCHOOL, MAZAGAON	Department of Education	Arunachal Pradesh	12120200901	MAZAGAON
792005	Primary with Upper Primary	Department of Education	GOVT. UPPER PRIMARY SCHOOL, GANDHIGRAM	Department of Education	Arunachal Pradesh	12120201101	GANDIGRAM
792122	Primary with Upper Primary	Department of Education	GOVT. UPPER PRIMARY SCHOOL, BALINONG	Department of Education	Arunachal Pradesh	12120203201	BALINONG
792055	Primary	Department of Education	GOVT. PRIMARY SCHOOL, RAMNAGAR	Department of Education	Arunachal Pradesh	12120201201	RAM-NAGAR
792122	Primary	Unrecognized	SHINING STAR ACADEMY SCHOOL, MIAO TOWN	Unrecognized	Arunachal Pradesh	12120202312	MIAO-TOWN
792122	Primary with Upper Primary	Department of Education	GOVT. UPPER PRIMARY SCHOOL, UPPER MIAO	Department of Education	Arunachal Pradesh	12120202302	MIAO-TOWN
792122	Primary	Department of Education	GOVT. PRIMARY SCHOOL, OLD CHAMPU	Department of Education	Arunachal Pradesh	12120202801	OLD CHAMPU
792122	Primary with Upper Primary	Department of Education	GOVT. UPPER PRIMARY SCHOOL, INJAN	Department of Education	Arunachal Pradesh	12120203801	INJAN
792122	Primary	Department of Education	GOVT. PRIMARY SCHOOL, KHARSANG TINALI	Department of Education	Arunachal Pradesh	12120203901	KHARSANG TINALI
792055	Primary	Unrecognized	BETHAL ENGLISH SCHOOL, NEW KHAMLANG	Unrecognized	Arunachal Pradesh	12120201602	NEW KHAMLANG
792122	Primary	Department of Education	GOVT. RESIDENTIAL SCHOOL, NAYANG	Department of Education	Arunachal Pradesh	12120201701	NAYANG
792056	Primary	Department of Education	GOVT. PRIMARY SCHOOL, CHIDUDI	Department of Education	Arunachal Pradesh	12120201001	CHIDUDI
792055	Primary	Department of Education	GOVT. PRIMARY SCHOOL, SIDHIKHU	Department of Education	Arunachal Pradesh	12120201301	SIDHIKHU
792055	Primary with Upper Primary	Department of Education	GOVT. UPPER PRIMARY SCHOOL, TWO-HUT	Department of Education	Arunachal Pradesh	12120200801	TWO-HUT
792055	Primary with Upper Primary	Department of Education	GOVT. ELEMENTARY RESIDENTIAL SCHOOL, VIJAYNAGAR	Department of Education	Arunachal Pradesh	12120200102	VIJAYNAGAR
792122	Up. Pr. Secondary and Higher Sec	Department of Education	GOVT. HR. SEC. SCHOOL, KHARSANG	Department of Education	Arunachal Pradesh	12120204001	KHARSANG-TOWN
792122	Primary with Upper Primary	Unrecognized	THEOPHILUS ENGLISH MEDIUM SCHOOL	Unrecognized	Arunachal Pradesh	12120203003	NAMPHAI-II
792122	Primary with Upper Primary	Unrecognized	FOUNDATION ENGLISH SCHOOL, BALINONG	Unrecognized	Arunachal Pradesh	12120203202	BALINONG
792122	Primary	Department of Education	GOVT. PRIMARY SCHOOL, NEW CHINGSA	Department of Education	Arunachal Pradesh	12120204401	NEW CHINGSA
792122	Primary with Upper Primary	Department of Education	GOVT. UPPER PRIMARY SCHOOL, KAIKHE POTHAR	Department of Education	Arunachal Pradesh	12120204101	KAIKHE-POTHAR
792122	Primary with Upper Primary	Department of Education	GOVT. UPPER PRIMARY SCHOOL, MIAO TOWN	Department of Education	Arunachal Pradesh	12120202306	MIAO-TOWN
792122	Pr. Up Pr. and Secondary Only	Private Unaided (Recognized)	MOTHER THERESA SCHOOL, KHARSANG	Private Unaided (Recognized)	Arunachal Pradesh	12120204006	KHARSANG-TOWN
792122	Primary	Department of Education	GOVT. PRIMARY SCHOOL, NAMPHUK	Department of Education	Arunachal Pradesh	12120204701	NAMPHUK
792122	Primary	Department of Education	GOVT. PRIMARY SCHOOL, MILONPUR	Department of Education	Arunachal Pradesh	12120211201	MILONPUR
792122	Upper Pr. and Secondary	Department of Education	K.G.B.V. KHARSANG	Department of Education	Arunachal Pradesh	12120214001	KGBV (NEAR KHARSANG)
792122	Primary with Upper Primary	Department of Education	GOVT. UPPER PRIMARY SCHOOL, DEVPURI	Department of Education	Arunachal Pradesh	12120206101	DEVPURI
792122	Primary with Upper Primary	Department of Education	GOVT. UPPER PRIMARY SCHOOL, SONGKING	Department of Education	Arunachal Pradesh	12120201801	SONGKING
792122	Primary	Private Unaided (Recognized)	ORPHAN CARE SOCIETY SCHOOL, KHARSANG	Private Unaided (Recognized)	Arunachal Pradesh	12120204005	KHARSANG-TOWN
792055	Primary	Department of Education	GOVT. PRIMARY SCHOOL, MIPHOTO	Department of Education	Arunachal Pradesh	12120212601	MIPHOTO

Click on the **Download** button

## STEP 8 *Click on the Search by PIN Code button.*



You can search your UDISE code through your area PIN Code

1

Find your UDISE code

Download the excel file and search the UDISE Code by any of the options

- Your School Name
- Your Area Pin Code

Download

Search By PIN Code

How to find UDISE? [Watch Video](#)

Click here

Enter your School Area Pincode and Search for your School by PIN Code

2

Find Your UDISE Code

Search For Your School By PIN Code

Enter PIN code

Find your School by PIN Code Location

Enter your area PIN Code here

## STEP 9

Enter the area **PIN Code** of your school.



1

### Find Your UDISE Code

Search For Your School By PIN Code

791123



By PIN Code

**791123**

DOIMUKH, PAPUM PARE, Arunachal Pradesh

Select your school  
from the list of  
schools that  
populates here

The drop down will show the  
schools mapped with the  
entered PIN code

2

### Find Your UDISE Code

Search For Your School By PIN Code

791123



110 results

**GOVT. PRY. SCHOOL, TARASSO KARBI**

12040407801



**GOVT. PRY. SCHOOL, BAM**

12040401001



**V.K.V., PTC, BANDERDEWA**

12040302502



**SPRINGDALE ENGLISH SCHOOL**

12040307906




**GOVT. HR. SEC. SCHOOL, BALIJAN**

12040403601







## Create Your Educator Account

Verify your School Details to get Started with Embibe

To ensure that only Educator can access our platform, we need to verify your School's details.  
Please enter your School UDISE Code below

UDISE Code\*

The details of the above UDISE Code are:

**GOVT. PRY. SCHOOL, LOWER SARCHGAI**

School Department:  
School Category: Primary  
State: Arunachal Pradesh  
District: PAPUM PARE  
Block / Taluka: MENGIO  
Village: LOWER SARCHGAI  
PIN Code: 791123

[This is My School](#)

Verify your school details

## STEP 11 | Click on the **This is My School** button.



Progress indicator: 1 of 3 steps (Step 1 is active)

### Create Your Educator Account

Verify your School Details to get Started with Embibe

To ensure that only Educator can access our platform, we need to verify your School's details.  
Please enter your School UDISE Code below

UDISE Code\*

The details of the above UDISE Code are:

**GOVT. PRY. SCHOOL, LOWER SARCHGAI**

School Department:  
School Category: Primary  
State: Arunachal Pradesh  
District: PAPUM PARE  
Block / Taluka: MENGIO  
Village: LOWER SARCHGAI  
PIN Code: 791123

**This is My School**

Click on the **This is My School** button



## STEP 12 | Create your **Student Account** by providing your personal details. Enter your name.

Enter your first name in Field 1  
and your last name in Field 2

Step 2 of 3  
Personal Details

**Create Your Student Account**

Fill up your Personal detail to get Started with EMBIBE

First Name\* **1**

Last Name <sup>①</sup> **2**

Gender\*

Mobile Number\*

Date Of Birth\*

Category\*

Parent / Guardian Name\*

Parent / Guardian Mobile Number\*

Same as Student Number

Password\*

Confirm Password\*

[Previous](#) [Next](#)

By signing up, you agree to our [Terms and Conditions](#)



## STEP 13 | Select your gender.



Select your gender from the dropdown

Step 2 of 3  
Personal Details

**Create Your Student Account**  
Fill up your Personal detail to get Started with EMBIBE

First Name\*

Last Name <sup>1</sup>

Gender\* <sup>3</sup>  
 ▲  
Male  
Female  
Transgender

Mobile Number\*

Category\*  ▼

Parent / Guardian name

Parent / Guardian Mobile Number\*   
 Same as Student Number

Password\*

Confirm Password\*

By signing up, you agree to our [Terms and Conditions](#)

## STEP 14 | Enter your 10-digit *mobile number*.



Enter your mobile number in Field 4

Step 2 of 3  
Personal Details

**Create Your Student Account**  
Fill up your Personal detail to get Started with EMBIBE

First Name*	Last Name ⓘ
<input type="text"/>	<input type="text"/>
Gender*	Mobile Number* 4
<input type="text"/>	<input type="text" value="Enter mobile number"/>
Date Of Birth*	Category*
<input type="text" value="dd-mm-yyyy"/>	<input type="text" value="Choose Category"/>
Parent / Guardian Name*	Parent / Guardian Mobile Number*
<input type="text" value="Enter Parent / Guardian Name"/>	<input type="text" value="Enter Parent / Guardian Mobile Number"/>
Password*	<input type="checkbox"/> Same as Student Number
<input type="text" value="Enter Password"/>	Confirm Password*
	<input type="text" value="Confirm Your Password"/>

By signing up, you agree to our [Terms and Conditions](#)

# STEP 15 | Select and enter your **date of birth** from the calendar.



Select your date of birth from the Calendar in Field 5

Step 2 of 3  
Personal Details

Create Your Student Account


Fill up your Personal detail to get Started with EMBIBE

First Name\*

Last Name <sup>①</sup>

Gender\*

Mobile Number\*

Date Of Birth\*  

Category\*

Parent / Guardian Mobile Number\*

Same as Student Number

Confirm Password\*

By signing up, you agree to our [Terms and Conditions](#)

Su	Mo	Tu	We	Th	Fr	Sa
		1	2	3	4	5
6	7	8	9	10	11	12
13	14	15	16	17	18	19
20	21	22	23	24	25	26
27	28	29	30	31		

# STEP 16 Choose the **category** you are assigned to.



Select your category in Field 6

Step 2 of 3  
Personal Details

### Create Your Student Account

Fill up your Personal detail to get Started with EMBIBE

First Name*	Last Name ⓘ
<input type="text"/>	<input type="text"/>
Gender*	Mobile Number*
<input type="text"/>	<input type="text"/>
Date Of Birth*	Category* 6
<input type="text"/>	<input type="text"/>
Parent / Guardian Name*	<input type="text"/>
<input type="text"/>	<input type="text"/>
Password*	<input type="text"/>
<input type="text"/>	<input type="text"/>

Choose Category ▲

- General (Gen)
- Scheduled Castes (SC)
- Scheduled Tribes (ST)
- Other Backward Classes (OBC)
- Persons With Disabilities (PWD)

Previous Next

By signing up, you agree to our [Terms and Conditions](#)

# STEP 17 | Enter either of your parent/guardian names.



Step 2 of 3  
Personal Details

**Create Your Student Account**  
Fill up your Personal detail to get Started with EMBIBE

First Name\*

Last Name ⓘ

Gender\*

Mobile Number\*

Date Of Birth\*

Category\*

**Parent / Guardian Name\* 7**

Parent / Guardian Mobile Number\*   
 Same as Student Number

Password\*

Confirm Password\*

[Previous](#) [Next](#)

Enter either of your parent names in Field 7

# STEP 18 | Enter your parent/guardian's mobile number.



Enter your parent/guardian's mobile number in Field 8.

If their number is the same as entered already, check this box.

Step 2 of 3  
Personal Details

### Create Your Student Account

Fill up your Personal detail to get Started with EMBIBE

First Name*	Last Name ⓘ
<input type="text" value="Enter First Name"/>	<input type="text" value="Enter Last Name"/>
Gender*	Mobile Number*
<input type="text" value="Choose Gender"/>	<input type="text" value="Enter mobile number"/>
Date Of Birth*	Category*
<input type="text" value="dd-mm-yyyy"/>	<input type="text" value="Choose Category"/>
Parent / Guardian Name*	Parent / Guardian Mobile Number* <b>8</b>
<input type="text" value="Enter Parent / Guardian Name"/>	<input type="text" value="Enter Parent / Guardian Mobile Number"/>
Password*	<input type="checkbox"/> Same as Student Number
<input type="text" value="Enter Password"/>	<input type="text" value="Confirm Your Password"/>

Previous Next

## STEP 19 | Create a *password*.



Enter a password of your choice for the Embibe Student App login in Field 9

Step 2 of 3  
Personal Details

**Create Your Student Account**  
Fill up your Personal detail to get Started with EMBIBE

First Name*	Last Name ⓘ
<input type="text" value="Enter First Name"/>	<input type="text" value="Enter Last Name"/>
Gender*	Mobile Number*
<input type="text" value="Choose Gender"/>	<input type="text" value="Enter mobile number"/>
Date Of Birth*	Category*
<input type="text" value="dd-mm-yyyy"/>	<input type="text" value="Choose Category"/>
Parent / Guardian Name*	Parent / Guardian Mobile Number*
<input type="text" value="Enter Parent / Guardian Name"/>	<input type="text" value="Enter Parent / Guardian Mobile Number"/>
	<input type="checkbox"/> Same as Student Number
Password* <b>9</b>	Confirm Password*
<input type="password" value="Enter Password"/>	<input type="password" value="Confirm Your Password"/>

Previous Next

## STEP 20 Re-enter and confirm your password.



Re-enter the password to confirm it in Field 10

Step 2 of 3  
Personal Details

**Create Your Student Account**  
Fill up your Personal detail to get Started with EMBIBE

First Name\*  
Enter First Name

Last Name ⓘ  
Enter Last Name

Gender\*  
Choose Gender

Mobile Number\*  
Enter mobile number

Date Of Birth\*  
dd-mm-yyyy

Category\*  
Choose Category

Parent / Guardian Name\*  
Enter Parent / Guardian Name

Parent / Guardian Mobile Number\*  
Enter Parent / Guardian Mobile Number

☐ Same as Student Number

Password\*  
Enter Password

**10**  
Confirm Password\*  
Confirm Your Password

Previous Next



## STEP 21 | Click on the **Next** button.



Click on the **Next** button

Step 2 of 3  
Personal Details

**Create Your Student Account**  
Fill up your Personal detail to get Started with EMBIBE

First Name*	Last Name ⓘ
<input type="text"/>	<input type="text"/>
Gender*	Mobile Number*
<input type="text"/>	<input type="text"/>
Date Of Birth*	Category*
<input type="text"/>	<input type="text"/>
Parent / Guardian Name*	Parent / Guardian Mobile Number*
<input type="text"/>	<input type="text"/>
Password*	Confirm Password*
<input type="password"/>	<input type="password"/>

Same as Student Number

By signing up, you agree to our [Terms and Conditions](#)

## STEP 22 | Enter the 6-digit **One-Time Password** received as SMS.



After clicking on the **Next** button, you will receive a 6-digit OTP on your registered mobile number

Verify your mobile number

Enter the OTP sent to

[Blurred mobile number]

[Six empty boxes for OTP digits]

Verify OTP

Resend OTP

Enter the 6-digit OTP received on your registered mobile number

If you have not received the OTP in under 15 seconds, click on Resend OTP.

**STEP 23** Click on the **Verify OTP** button.



Verify your mobile number

Enter the OTP sent to

○ ○ ○ ○ ○ ○

**Verify OTP**

[Resend OTP](#)

Click on the Verify OTP button

**STEP 24** Enter the details of the **Personal Device and Internet Connection** available.



Progress indicator: 3 steps, 2nd step active

### Create Your Student Account

Fill up your Class / Classes detail to get Started with EMBIBE

#### Personal Device and Internet Details

Do you have the following Device(s) at Home?\*

- Personal Smart Phone
- Personal Tablet
- PC / Desktop
- Laptop / Notebook
- I don't have any Device at Home

Do you have Internet Access at Home?\*

Yes  No

Are any of these Device(s) your own?\*

No, I share my Parent's Device(s)

Note: Careful attention to detail leads to the best learning experience. Please make sure you have added all of your details correctly

**Proceed**

Select the device(s) available at home

**STEP 25** | If you have **no available device**, select accordingly.



If you don't have any device(s) available at home, then select the option "I don't have any device at home"

The screenshot shows a dark-themed form titled "Create Your Student Account" with the subtitle "Fill up your Class / Classes detail to get Started with EMBIBE". The form is divided into sections. The "Personal Device and Internet Details" section contains the following questions and options:

- Do you have the following Device(s) at Home?\*
- Personal Smart Phone
- Personal Tablet
- PC / Desktop
- Laptop / Notebook
- I don't have any Device at Home

Below this, there are two more questions:

- Do you have Internet Access at Home?\*
- Yes  No

And a final question:

- Are any of these Device(s) your own?\*
- No, I share my Parent's Device(s)

A note at the bottom of the form reads: "Note: Careful attention to detail leads to the best learning experience. Please make sure you have added all of your details correctly". A yellow "Proceed" button is located at the bottom right of the form.

## STEP 26 | Select availability of internet at home.



**If you have internet access at home, kindly select Yes. Otherwise, select No**

**Create Your Student Account**

Fill up your Class / Classes detail to get Started with EMBIBE

**Personal Device and Internet Details**

Do you have the following Device(s) at Home?\*

- Personal Smart Phone
- Personal Tablet
- PC / Desktop
- Laptop / Notebook
- I don't have any Device at Home

**Do you have Internet Access at Home?\***

Yes  No

Are any of these Device(s) your own?\*

No, I share my Parent's Device(s)

Note: Careful attention to detail leads to the best learning experience. Please make sure you have added all of your details correctly

**Proceed**

## STEP 27 | Select **Yes** if it is your **own device**.



Are any of these Device(s) your own?\*

No, I share my Parent's Device(s)

Yes, I have my own Device(s)

Your Class / Classes Details

Select Your School Board\*

Class / Classes\*

Section\*

Note: Careful attention to detail leads to the best learning experience. Please make sure you have added all of your details correctly

Proceed

If the above-mentioned device(s) is used only by you, select **Yes**. Otherwise, select **No**

## STEP 28 | Select your school board.



Select the board of your school

The screenshot shows a dark-themed form titled "Create Your Student Account". At the top, there are three progress indicators. Below the title, it says "Fill up your Class / Classes detail to get Started with EMBIBE". The form contains several sections: a device ownership question with two radio button options, a "Your Class / Classes Details" section with a red box around the "Select Your School Board\*" dropdown menu, a "Class / Classes\*" dropdown menu, and a "Section\*" text input field. A note at the bottom states: "Note: Careful attention to detail leads to the best learning experience. Please make sure you have added all of your details correctly". A yellow "Proceed" button is at the bottom right.

**Create Your Student Account**

Fill up your Class / Classes detail to get Started with EMBIBE

Are any of these Device(s) your own?\*

No, I share my Parent's Device(s)

Yes, I have my own Device(s)

**Your Class / Classes Details** ^

Select Your School Board\*

Class / Classes\*

Choose Class / Classes ▾

Section\*

Note: Careful attention to detail leads to the best learning experience. Please make sure you have added all of your details correctly

Proceed



## STEP 29 | Select the **class** you are studying in.



Step 3 of 3

### Class / Classes Details

Create Your Student Account

Fill up your Class / Classes detail to get Started with EMBIBE

Yes, I have my own Device(s)

Your Class / Classes Details ^

Select Your School Board\*

Class / Classes\*

Choose Class / Classes

6th
7th
8th
9th
10th

Note: Careful attention to detail leads to the best learning experience. Please make sure you have added all of your details correctly

Proceed

Select the class you are studying in from the drop down

**STEP 30** | Select the **section** you belong to in your class.



Step 3 of 3  
Class / Classes Details

○ — ○ — ○

### Create Your Student Account

A
B
C
D
E

Choose Section

Select Medium Of Insturction\*

Select Medium of Insturction

Note: Careful attention to detail leads to the best learning experience. Please make sure you have added all of your details correctly

Select the section you belong to

**STEP 31** | Select the *medium of instruction* in your school.



**Create Your Student Account**

Fill up your Class / Classes detail to get Started with EMBIBE

[Redacted field]

Class / Classes\*

Choose Class / Classes ▼

Section\*

Choose Section ▼

**Select Medium Of Insturction\***

Select Medium of Insturction ▼

Note: Careful attention to detail leads to the best learning experience. Please make sure you have added all of your details correctly

Proceed

Select the medium of instruction from the drop down

In case your school has only one medium of instruction, this field will be populated automatically

**STEP 32** Click on the **Proceed** button.



**Click on the Proceed button**

### Create Your Student Account

Fill up your Class / Classes detail to get Started with EMBIBE

Select Your School Board\*

Class / Classes\*

6th

Section\*

B

Select Medium Of Instruction\*

English

Note: Careful attention to detail leads to the best learning experience. Please make sure you have added all of your details correctly

**Proceed**

# You will land on the homepage of the Embibe Student App



Home Learn Practice Test Achieve



2.1K

## Learn about Wasted Attempts Make the most of Embibe

1 min 35 sec

80

The wasted attempts take away precious marks as these are incorrect attempts made in hurry. The video below will give you an insight on how to minimise such attempts.

Watch

MY HOME

REVISION LISTS

MY TIMELINE

Assignment from My Parents

Get rewarded



10th Arunach...

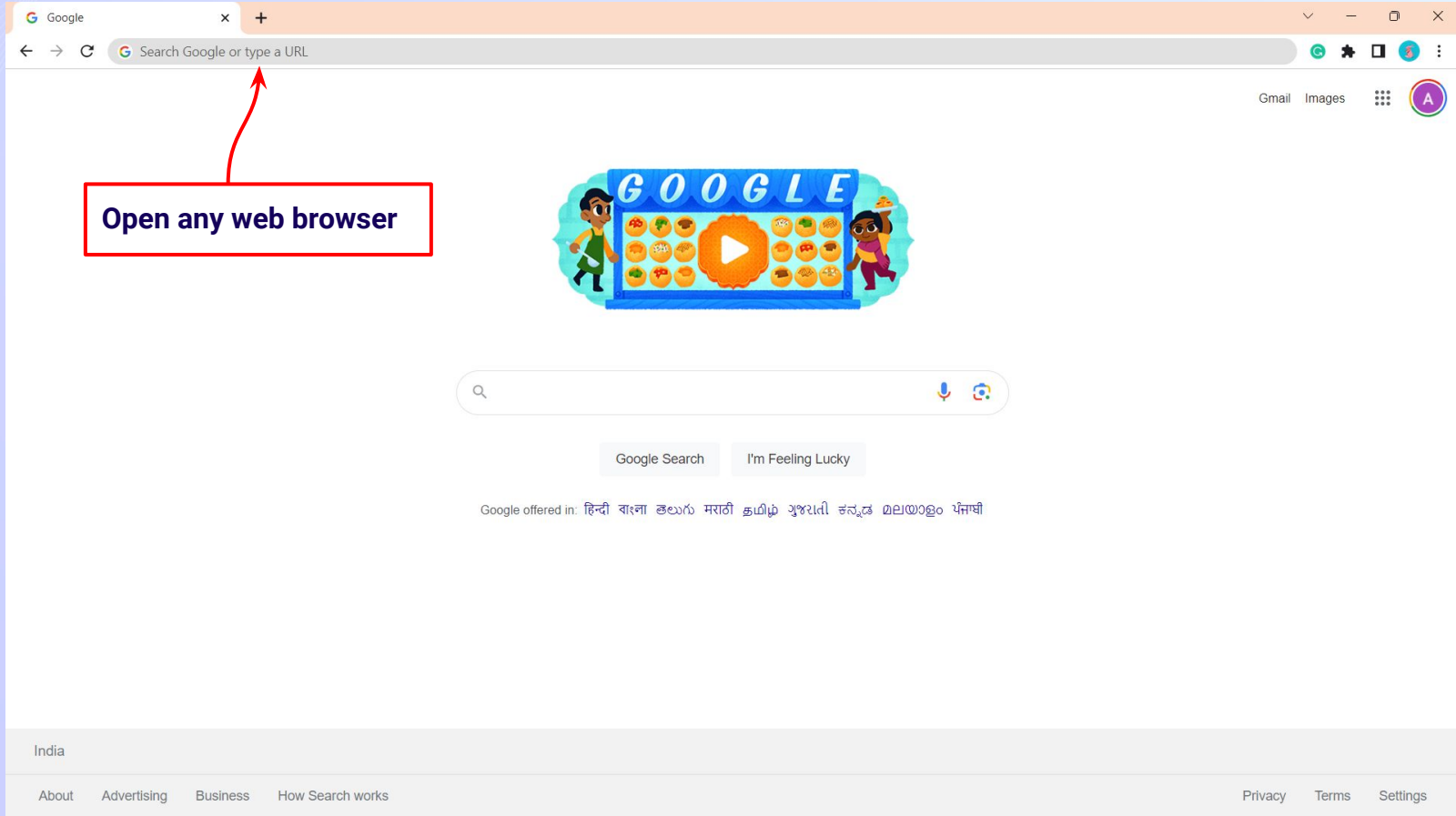
Ask a Doubt





# **STEP-BY-STEP LOGIN PROCESS TO EMBIBE STUDENT PLATFORM**

# STEP 1 *Open any web browser in your device.*



## STEP 2

Type the **URL** <https://gov.embibe.com/aranachalpradesh> in the browser.



← → ↻ <https://gov.embibe.com/aranachalpradesh>

Extra - Google Sh... lira @ UI Staging-Fiber Darwin CG: General GH Meet link Launch Meet Link physics meet KKB AD meet link CG Learning Maps... Daily Task Assign... >>

Gmail Images ⋮ T

Type the URL: <https://gov.embibe.com/aranachalpradesh>

# Google

🔍 Search Google or type a URL



My Drive



Web Store



Gmail



YouTube



Google map



Add shortcut





**Student** Educator

# Delivering Personalised Education for Every Achiever in the Land of the Great Hornbill

Click on Student

Student Registration

Student Login



Personalised Learning for

6th to 12th Arunachal Pradesh Board & Many More Exams

Chat With Us



ON - ADULTS

ON - ADULTS

10th - ADULTS

11th - ADULTS

12th - ADULTS

**STEP 4** | Click on the **Student Login** button.



The screenshot shows the EMBIBE website interface. At the top left is the EMBIBE logo. At the top right are two buttons: "Student" (highlighted in green) and "Educator". The main heading reads "Delivering Personalised Education for Every Achiever in the Land of the Great Hornbill". Below this, there are two buttons: "Student Registration" (yellow) and "Student Login" (white with a blue border). A red box highlights the "Student Login" button, and a red arrow points from a text box to it. The text box contains the instruction "Click on the Student Login button". Below the buttons, the text says "Personalised Learning for 6th to 12th Arunachal Pradesh Board & Many More Exams". At the bottom, there are navigation links for "9th ADUITE", "10th ADUITE", "11th ADUITE", and "12th ADUITE". A "Chat With Us" button is visible in the bottom right corner.

EMBIBE

Student Educator

# Delivering Personalised Education for Every Achiever in the Land of the Great Hornbill

Student Registration Student Login

Click on the Student Login button

Personalised Learning for

## 6th to 12th Arunachal Pradesh Board & Many More Exams

9th ADUITE 10th ADUITE 11th ADUITE 12th ADUITE

Chat With Us

## STEP 5

Enter the **Mobile Number/Email ID** and **Password**.



×

### Login as a Student

Mobile / Email

Password

[Forgot Password?](#)

[Sign in using OTP](#)

New to Embibe? [Sign Up](#)

Enter the Mobile Number/Email ID that you used for registration here

Enter your Password

## STEP 6

Click on the **Login** button.




×

### Login as a Student

Mobile / Email

Password

Forgot Password?

**Login**

Sign in using OTP

New to Embibe? [Sign Up](#)

Click on the Login button

# You will land on the homepage of the Embibe Student App



Home Learn Practice Test Achieve



2.1K

## Learn about Wasted Attempts Make the most of Embibe

1 min 35 sec

80

The wasted attempts take away precious marks as these are incorrect attempts made in hurry. The video below will give you an insight on how to minimise such attempts.

Watch

MY HOME

REVISION LISTS

MY TIMELINE

Assignment from My Parents

Get rewarded



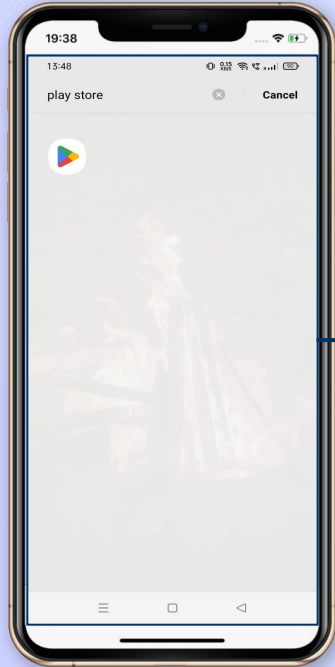
10th Arunach...

Ask a Doubt

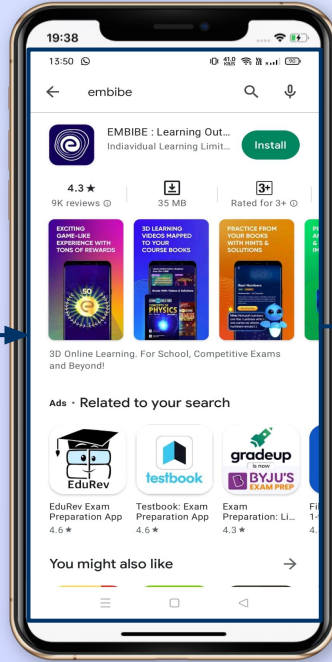


**STEP-BY-STEP** PROCESS TO DOWNLOAD  
EMBIBE **STUDENT APP**

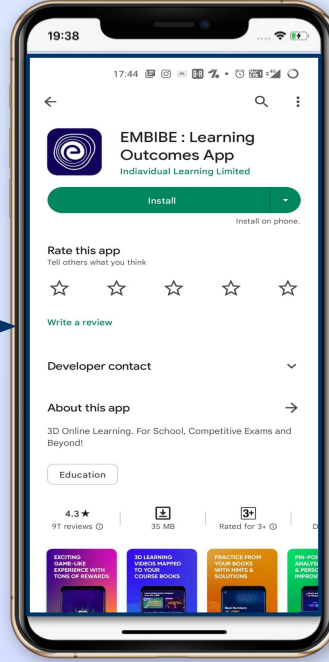
# STEP 1-4 Step-by-step process to download Embibe Student App



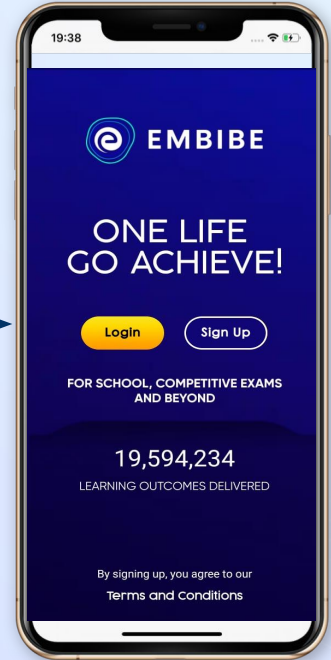
Go To Play Store



Search For Embibe App

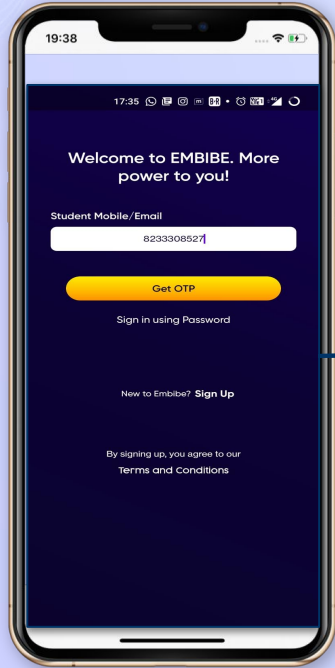


Click to install and Download the app in your phone

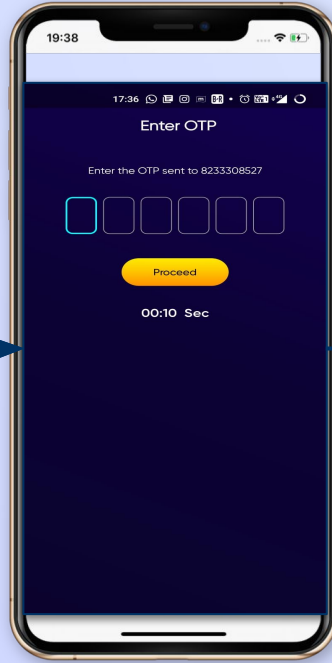


Open App and Click Login

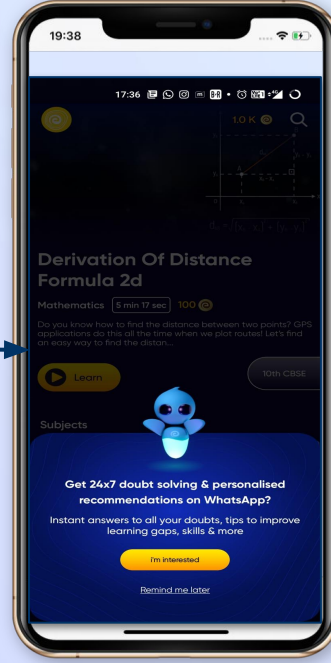
# STEP 5-8 Step-by-step process to download Embibe Student App



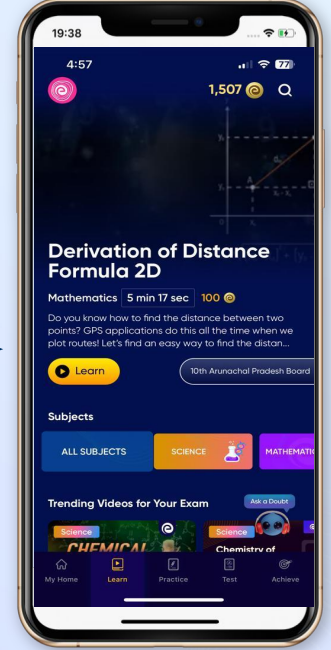
**Enter REGISTERED Mobile Number**



**Enter OTP and Proceed**



**Opt in for personalized recommendations on Whatsapp**



**Start Embibing**






## STUDENT APP

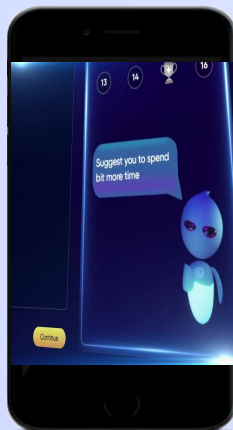
# Delivering personalised learning to every student!

### LEARN



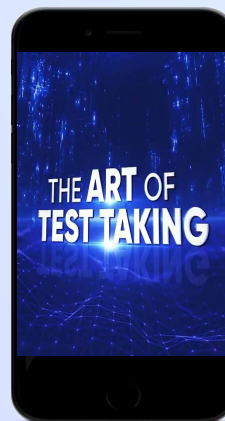
- Video-based learning aligned with your reference books
- Owned high-resolution 3D animated explainer videos
- Feature videos curated from YouTube to enhance learning 25K+ videos on the platform
- 9K+ owned videos

### PRACTICE



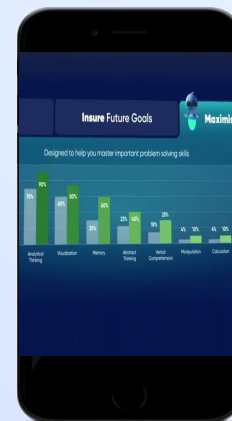
- Adaptive AI-powered practice
- Practice from popular books
- Practice previous year's questions
- Created over 2.5M questions

### TEST



- Chapter, subject, and full tests
- Attempt previous years papers
- Create your own test.
- Over 54K preset tests

### ACHIEVE



- Leveraging a diagnostic test to assess knowledge gaps
- Predicting improvement in scores basis learning pace
- Creating a personalized achievement journey
- Getting students to start their journey & playing back progress