



EMBIBE

***The Most Powerful Education
Platform Ever Invented***

Estd. 2012



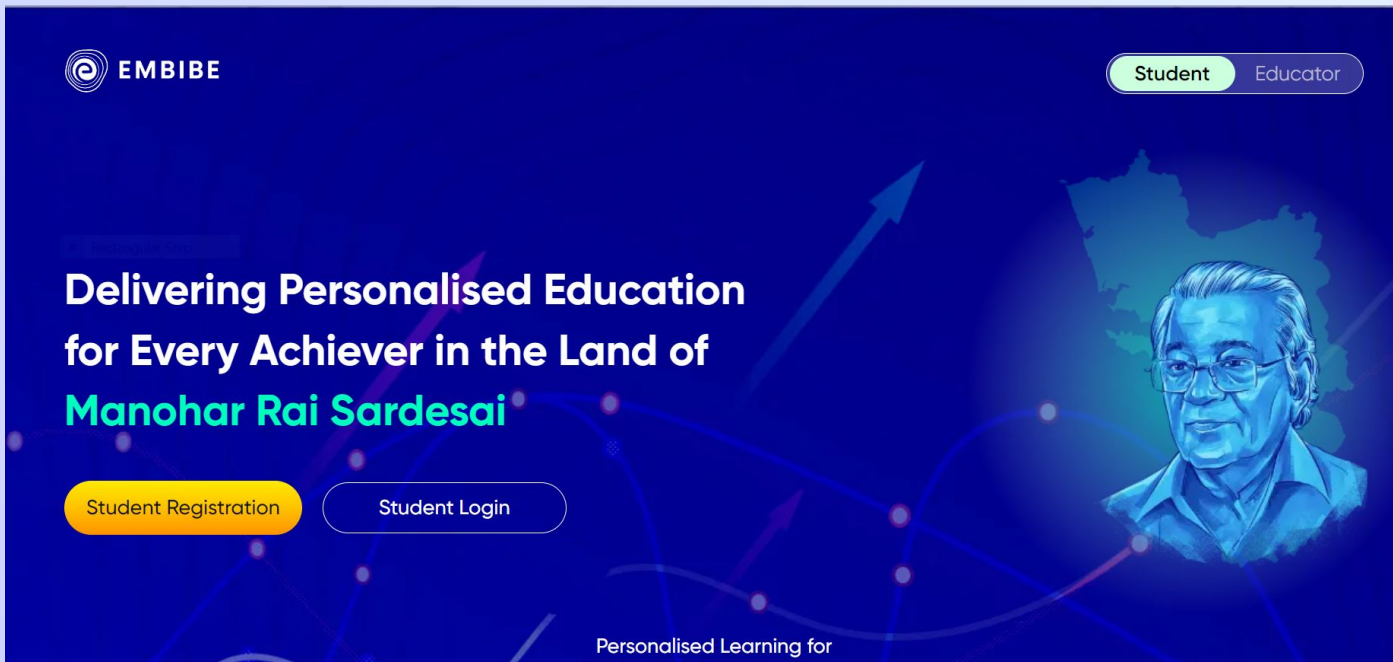
Welcome to Embibe, the most powerful platform ever invented!

EMBIBE is India's leading ed-tech platform, powered by Artificial Intelligence, designed to deliver truly personalised learning and outcomes for each student. It is the only platform with products catering to the entire education ecosystem, including students, parents, teachers, schools, and the administration.

In order to experience the platform to its full potential, you'll need to register to the Embibe platform first.

While registering, as a Student you need to add the following details:

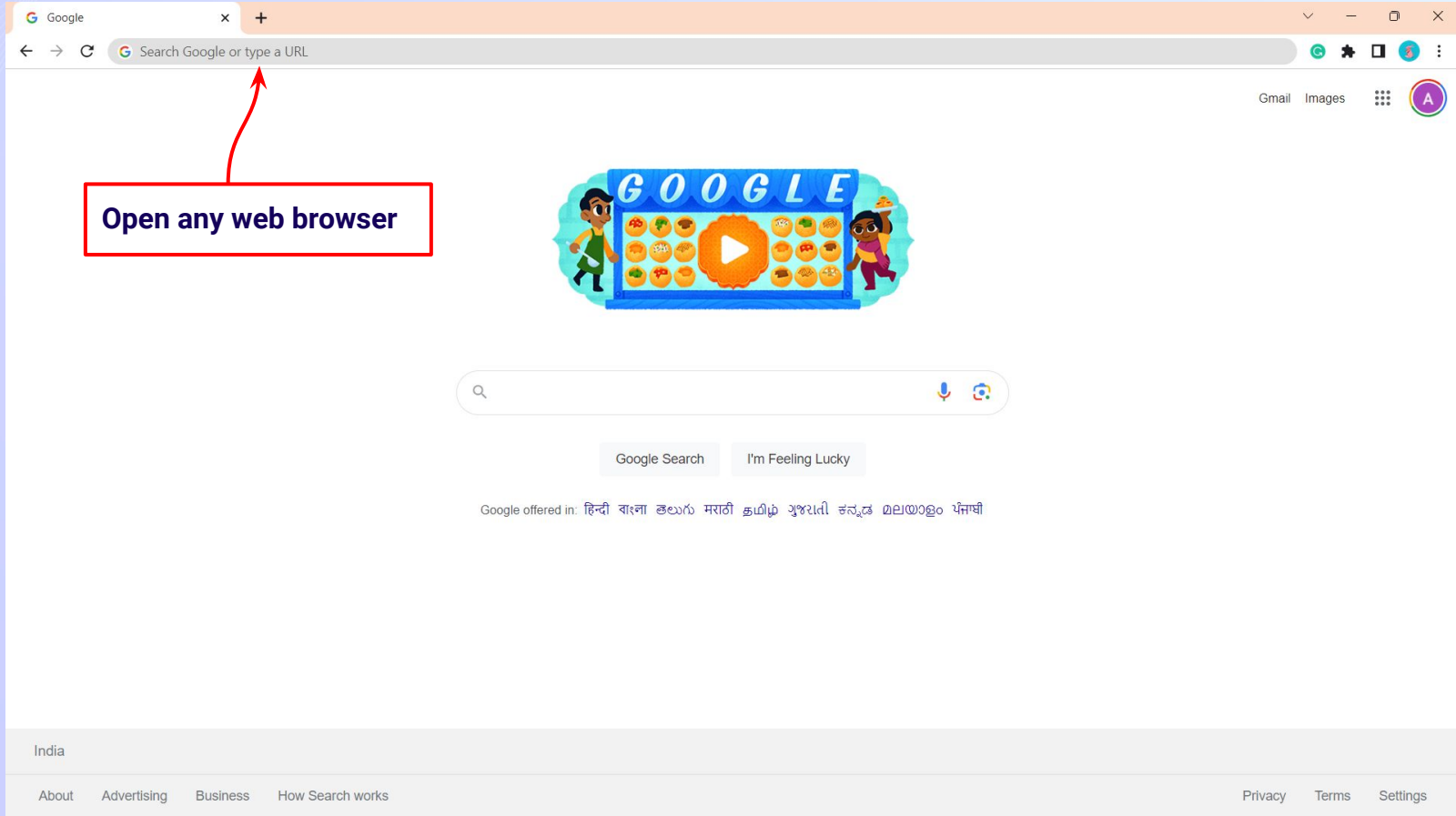
- **Details of your school,Class and section**
- **Details of the Devices available**





STEP-BY-STEP REGISTRATION PROCESS TO EMBIBE **STUDENT PLATFORM**

STEP 1 *Open any web browser in your device.*



STEP 2

Type the URL <https://gov.embibe.com/goa/> in the browser.



New Tab

← → ↻ <https://gov.embibe.com/goa/>

Inbox (4) - s <https://gov.embibe.com/goa/>

Q <https://gov.embibe.com/goa/> - Google Search

Finalized Book Trac...

Gmail Images

Google

Search Google or type a URL

My Home Login EMBIBE Meet ChatGPT

EMBIBE Google Docs Track Individual L... Add shortcut

Customize Chrome

Type the URL: <https://gov.embibe.com/goa/>



Student

Educator

Delivering Personalised Education for Every Achiever in the Land of **Manohar Rai Sardesai**

Click on Student

Student Registration

Student Login



Personalised Learning for

6th to 12th Goa Board & Many More Exams

11th GBSHSE

12th GBSHSE

GCET

Goa Police SI

Goa Police

STEP 4

Click on the **Student Registration** button.



Student

Educator

Delivering Personalised Education
for Every Achiever in the Land of
Manohar Rai Sardesai

Click on the Student
Registration button

Student Registration

Student Login



Personalised Learning for

6th to 12th Goa Board & Many More Exams

11th GBSHSE

12th GBSHSE

GCET

Goa Police SI

Goa Police

STEP 5 Enter **UDISE Code** of your school (If you know it).



1

Step 1 of 3
School Details

● ○ ○

Create Your Student Account

Verify your School Details to get Started with Embibe

To ensure that only students can access our platform, we need to verify your school's details.
Please enter your school UDISE code below

UDISE Code*

[Find your UDISE code](#)

Enter your School UDISE Code of your school

Details of your school will appear after entering the UDISE code

2

Step 1 of 3
School Details

● ○ ○

Create Your Student Account

Verify your School Details to get Started with Embibe

To ensure that only students can access our platform, we need to verify your school's details.
Please enter your school UDISE code below

UDISE Code*

The details for the above UDISE Code are:

GPS SADGAL
School Category: Primary
State: Goa
District: SOUTH GOA
Block / Taluka: DHARBANDORA
Village: CODLI
PIN Code: 403706

This is My School

[Not your School? Change UDISE Code](#)

STEP 6 Click on **Find your UDISE code** (If you do not know it).



Step 1 of 3

School Details

● — ○ — ○

Create Your Student Account

Verify your School Details to get Started with Embibe

To ensure that only students can access our platform, we need to verify your school's details.
Please enter your school UDISE code below

UDISE Code*

[Find your UDISE code](#)

If the UDISE code is not known, then click on "Find your UDISE code"



STEP 7

Click on **Find your UDISE code** (If you do not know it).



Find your UDISE code

Download the excel file and search the UDISE Code by any of the options

- Your School Name
- Your Area Pin Code

Download

Search By PIN Code

How to find UDISE? [Watch Video](#)

If you do not know the UDISE Code, watch video to see how to find the UDISE Code

STEP 7 Click on the **Download** button to get the list of UDISE codes.



Find your UDISE code

Download the excel file and search the UDISE Code by any of the options

- Your School Name
- Your Area Pin Code

Download

Search By PIN Code

How to find UDISE? [Watch Video](#)

Click on the Download button

| blockName | clusterNam | districtNam | pincode | schoolCate | schoolMan | schoolNam | stateName | udiseCode | villageName |
|---------------------|------------|-------------|---------|--------------|-----------|-------------|-----------|-------------|-------------|
| DHARBAND MORKANI C | SOUTH GOA | | 403706 | Primary | Departmen | GPS SADGA | Goa | 30020601002 | CODLI |
| DHARBAND PILIYE DHA | SOUTH GOA | | 403406 | Upper Pr. a | Governmer | GOMANTA | Goa | 30020600102 | PILIYE |
| DHARBAND MORKANI C | SOUTH GOA | | 403706 | Primary | Departmen | GPS KAMAF | Goa | 30020601101 | KAMARKHAN |
| DHARBAND MOLEM SH | SOUTH GOA | | 403410 | Primary | Departmen | GPS COLLE | Goa | 30020600502 | COLLEM |
| DHARBAND BOLKARNE | SOUTH GOA | | 403406 | Primary | Departmen | GPS UDALS | Goa | 30020601509 | SANCORDA |
| CANACONA CRC AGON | SOUTH GOA | | 403702 | Primary | Governmer | SHRI SARAS | Goa | 30020500309 | AGONDA |
| CANACONA CRC SHRIS | SOUTH GOA | | 403702 | Primary | Departmen | G.P.S SAWA | Goa | 30020500204 | WARD NO-8 |
| CANACONA CRC GAVAL | SOUTH GOA | | 403703 | Primary | Departmen | G.P.S PARY | Goa | 30020501303 | COLA |
| CANACONA CRC YEDA K | SOUTH GOA | | 403702 | Upper Pr. a | Governmer | BALRAM- A | Goa | 30020502113 | Canacona |
| CANACONA CRC GAVAL | SOUTH GOA | | 403703 | Primary | Departmen | G.P.S. GAV | Goa | 30020501302 | COLA |
| CANACONA CRC LOLIEM | SOUTH GOA | | 403728 | Primary | Departmen | G.P.S MASH | Goa | 30020500505 | LOLIEM POLE |
| CANACONA CRC AMON | SOUTH GOA | | 403702 | Upper Pr. a | Governmer | SHRI SHRA | Goa | 30020500801 | POINGUINIM |
| CANACONA CRC GAON | SOUTH GOA | | 403702 | Primary | Departmen | G.P.S BHUP | Goa | 30020503203 | GAONDONG |
| CANACONA CRC GAON | SOUTH GOA | | 403702 | Primary | Departmen | G.P.S BHAT | Goa | 30020501501 | Canacona |
| CANACONA CRC AMON | SOUTH GOA | | 403702 | Primary | Departmen | G.P.S TALP | Goa | 30020501809 | POINGUINIM |
| CANACONA CRC YEDA K | SOUTH GOA | | 403702 | Higher Secc | Governmer | SHREE BALF | Goa | 30020501911 | POINGUINIM |
| CANACONA CRC SHRIS | SOUTH GOA | | 403702 | Upper Pr. a | Governmer | SHRI. KATY | Goa | 30020503102 | WARD NO-4 |
| CANACONA CRC YEDA K | SOUTH GOA | | 403702 | Primary | Departmen | G.P.S AVEM | Goa | 30020501904 | KHOTIGAO |
| CANACONA CRC AMON | SOUTH GOA | | 403702 | Primary | Governmer | SHRI SHRA | Goa | 30020500803 | POINGUINIM |
| CANACONA CRC GAVAL | SOUTH GOA | | 403702 | Pr. Up Pr. a | Governmer | ST. ANNE'S | Goa | 30020500308 | AGONDA |
| CANACONA CRC SHRIS | SOUTH GOA | | 403702 | Upper Pr. a | Departmen | G.H.S SHRIS | Goa | 30020502101 | Canacona |
| CANACONA CRC AMON | SOUTH GOA | | 403702 | Primary | Departmen | G.P.S WELV | Goa | 30020501811 | POINGUINIM |
| CANACONA CRC AGON | SOUTH GOA | | 403702 | Higher Secc | Governmer | SHREE MAI | Goa | 30020500107 | WARD NO-1 |

STEP 8 *Click on the Search by PIN Code button.*



You can search your UDISE code through your area PIN Code

1

Find your UDISE code

Download the excel file and search the UDISE Code by any of the options

- Your School Name
- Your Area Pin Code

Download

Search By PIN Code

How to find UDISE? [Watch Video](#)

Click here

Enter your School Area Pincode and Search for your School by PIN Code

2

Find Your UDISE Code

Search For Your School By PIN Code

Enter PIN code

Find your School by PIN Code Location

Enter your area PIN Code here

STEP 9

Enter the area **PIN Code** of your school.



1

Find Your UDISE Code

Search For Your School By PIN Code

By PIN Code

403706
QUEPEM, SOUTH GOA, Goa

Select your school from the list of schools that populates here

The drop down will show the schools mapped with the entered PIN code

2

Find Your UDISE Code

Search For Your School By PIN Code

50 results

- CHETNA EDUCATION SOCIETY
3002030117
- GPS CODLI-TISK
30020601005
- G.P.S. MIRABAG, SANVORDEM
30020407304
- G.P.S. CURCHOREM
30020301107
- G.P.S GHADIWADA
30020303101
- GPS KAMARKHAND
30020601101
- GPS SANTON
30020601302
- Our Lady Of Perpetual Succour Convent School
30020302001

STEP 10 | Verify your school details.



Step 1 of 3
School Details

○ — ○ — ○

Create Your Student Account

Verify your School Details to get Started with Embibe

To ensure that only students can access our platform, we need to verify your school's details.
Please enter your school UDISE code below

UDISE Code*

The details for the above UDISE Code are:

GPS SADGAL

School Category: Primary

State: Goa

District: SOUTH GOA

Block / Taluka: DHARBANDORA


Village: CODLI

PIN Code: 403706

[This is My School](#)

[Not your School? Change UDISE Code](#)

Verify your school details



STEP 11 | Click on the **This is My School** button.



Step 1 of 3
School Details

● — ○ — ○

Create Your Student Account

Verify your School Details to get Started with Embibe

To ensure that only students can access our platform, we need to verify your school's details.
Please enter your school UDISE code below

UDISE Code*

The details for the above UDISE Code are:

GPS SADGAL
School Category: Primary
State: Goa
District: SOUTH GOA
Block / Taluka: DHARBANDORA
Village: CODLI
PIN Code: 403706

This is My School

[Not your School? Change UDISE Code](#)

Click on the **This is My School** button

STEP 12 Create your **Student Account** by providing your personal details. Enter your name.



Step 2 of 3
Personal Details

Create Your Student Account

Fill up your Personal detail to get Started with EMBIBE

First Name* **1**

Last Name ^① **2**

Gender*

Mobile Number*

Date Of Birth*

Category*

Parent / Guardian Name*

Parent / Guardian Mobile Number*

Same as Student Number

Password*

Confirm Password*

By signing up, you agree to our [Terms and Conditions](#)

Enter your first name in Field 1
and your last name in Field 2

STEP 13 | Select your gender.



Select your gender from the dropdown

Step 2 of 3
Personal Details

Create Your Student Account

Fill up your Personal detail to get Started with EMBIBE

First Name*

Last Name ¹

Gender* 3
 ▲
Male
Female
Transgender

Mobile Number*

Category* ▼

Parent / Guardian name

Parent / Guardian Mobile Number* Same as Student Number

Password*

Confirm Password*

By signing up, you agree to our [Terms and Conditions](#)

STEP 14 | Enter your 10-digit *mobile number*.



Enter your mobile number in Field 4

Step 2 of 3
Personal Details

Create Your Student Account
Fill up your Personal detail to get Started with EMBIBE

| | |
|---|--|
| First Name* | Last Name ⓘ |
| <input type="text"/> | <input type="text"/> |
| Gender* | Mobile Number* 4 |
| <input type="text"/> | <input type="text" value="Enter mobile number"/> |
| Date Of Birth* | Category* |
| <input type="text" value="dd-mm-yyyy"/> | <input type="text" value="Choose Category"/> |
| Parent / Guardian Name* | Parent / Guardian Mobile Number* |
| <input type="text" value="Enter Parent / Guardian Name"/> | <input type="text" value="Enter Parent / Guardian Mobile Number"/> |
| Password* | <input type="checkbox"/> Same as Student Number |
| <input type="text" value="Enter Password"/> | Confirm Password* |
| | <input type="text" value="Confirm Your Password"/> |

By signing up, you agree to our [Terms and Conditions](#)

STEP 15 | Select and enter your **date of birth** from the calendar.



Select your date of birth from the Calendar in Field 5

Step 2 of 3
Personal Details

Create Your Student Account


Fill up your Personal detail to get Started with EMBIBE

First Name*

Last Name ^①

Gender*

Mobile Number*

Date Of Birth* 

Category*

Parent / Guardian Mobile Number*

Same as Student Number

Confirm Password*

By signing up, you agree to our [Terms and Conditions](#)

| Su | Mo | Tu | We | Th | Fr | Sa |
|----|----|----|----|----|----|----|
| | | 1 | 2 | 3 | 4 | 5 |
| 6 | 7 | 8 | 9 | 10 | 11 | 12 |
| 13 | 14 | 15 | 16 | 17 | 18 | 19 |
| 20 | 21 | 22 | 23 | 24 | 25 | 26 |
| 27 | 28 | 29 | 30 | 31 | | |

STEP 16 Choose the **category** you are assigned to.



Select your category in Field 6

Step 2 of 3
Personal Details

Create Your Student Account

Fill up your Personal detail to get Started with EMBIBE

First Name*

Last Name ⓘ

Gender*

Mobile Number*

Date Of Birth*

Parent / Guardian Name*

Password*

Category* **6**

- Choose Category ▲
- General (Gen)
- Scheduled Castes (SC)
- Scheduled Tribes (ST)
- Other Backward Classes (OBC)
- Persons With Disabilities (PWD)

By signing up, you agree to our [Terms and Conditions](#)

STEP 17 | Enter either of your parent/guardian names.



Step 2 of 3
Personal Details

Create Your Student Account
Fill up your Personal detail to get Started with EMBIBE

First Name*

Last Name ⓘ

Gender*

Mobile Number*

Date Of Birth*

Category*

Parent / Guardian Name* 7

Parent / Guardian Mobile Number*

Same as Student Number

Password*

Confirm Password*

[Previous](#) [Next](#)

Enter either of your parent names in Field 7

STEP 18 | Enter your parent/guardian's mobile number.



Enter your parent/guardian's mobile number in Field 8.

If their number is the same as entered already, check this box.

Step 2 of 3
Personal Details

Create Your Student Account

Fill up your Personal detail to get Started with EMBIBE

| | |
|---|--|
| First Name* | Last Name ⓘ |
| <input type="text" value="Enter First Name"/> | <input type="text" value="Enter Last Name"/> |
| Gender* | Mobile Number* |
| <input type="text" value="Choose Gender"/> | <input type="text" value="Enter mobile number"/> |
| Date Of Birth* | Category* |
| <input type="text" value="dd-mm-yyyy"/> | <input type="text" value="Choose Category"/> |
| Parent / Guardian Name* | Parent / Guardian Mobile Number* 8 |
| <input type="text" value="Enter Parent / Guardian Name"/> | <input type="text" value="Enter Parent / Guardian Mobile Number"/> |
| Password* | <input type="checkbox"/> Same as Student Number |
| <input type="text" value="Enter Password"/> | <input type="text" value="Confirm Your Password"/> |

Previous Next

STEP 19 | Create a *password*.



Enter a password of your choice for the Embibe Student App login in Field 9

Step 2 of 3
Personal Details

Create Your Student Account
Fill up your Personal detail to get Started with EMBIBE

| | |
|---|--|
| First Name* | Last Name ⓘ |
| <input type="text" value="Enter First Name"/> | <input type="text" value="Enter Last Name"/> |
| Gender* | Mobile Number* |
| <input type="text" value="Choose Gender"/> | <input type="text" value="Enter mobile number"/> |
| Date Of Birth* | Category* |
| <input type="text" value="dd-mm-yyyy"/> | <input type="text" value="Choose Category"/> |
| Parent / Guardian Name* | Parent / Guardian Mobile Number* |
| <input type="text" value="Enter Parent / Guardian Name"/> | <input type="text" value="Enter Parent / Guardian Mobile Number"/> |
| | <input type="checkbox"/> Same as Student Number |
| Password* 9 | Confirm Password* |
| <input type="password" value="Enter Password"/> | <input type="password" value="Confirm Your Password"/> |

Previous Next

STEP 20 Re-enter and confirm your password.



Re-enter the password to confirm it in Field 10

Step 2 of 3
Personal Details

Create Your Student Account
Fill up your Personal detail to get Started with EMBIBE

| | |
|---|--|
| First Name* | Last Name ⓘ |
| <input type="text" value="Enter First Name"/> | <input type="text" value="Enter Last Name"/> |
| Gender* | Mobile Number* |
| <input type="text" value="Choose Gender"/> | <input type="text" value="Enter mobile number"/> |
| Date Of Birth* | Category* |
| <input type="text" value="dd-mm-yyyy"/> | <input type="text" value="Choose Category"/> |
| Parent / Guardian Name* | Parent / Guardian Mobile Number* |
| <input type="text" value="Enter Parent / Guardian Name"/> | <input type="text" value="Enter Parent / Guardian Mobile Number"/> |
| Password* | <input type="checkbox"/> Same as Student Number |
| <input type="text" value="Enter Password"/> | 10 <input type="text" value="Confirm Your Password"/> |

Previous Next

STEP 21 | Click on the **Next** button.



Click on the **Next** button

Step 2 of 3
Personal Details

Create Your Student Account
Fill up your Personal detail to get Started with EMBIBE

| | |
|--------------------------|----------------------------------|
| First Name* | Last Name ⓘ |
| <input type="text"/> | <input type="text"/> |
| Gender* | Mobile Number* |
| <input type="text"/> | <input type="text"/> |
| Date Of Birth* | Category* |
| <input type="text"/> | <input type="text"/> |
| Parent / Guardian Name* | Parent / Guardian Mobile Number* |
| <input type="text"/> | <input type="text"/> |
| Password* | Confirm Password* |
| <input type="password"/> | <input type="password"/> |

Same as Student Number

By signing up, you agree to our [Terms and Conditions](#)

STEP 22 | Enter the 6-digit **One-Time Password** received as SMS.



After clicking on the **Next** button, you will receive a 6-digit OTP on your registered mobile number

Verify your mobile number

Enter the OTP sent to

[Blurred mobile number]

[Six empty boxes for OTP digits]

Verify OTP

Resend OTP

Enter the 6-digit OTP received on your registered mobile number

If you have not received the OTP in under 15 seconds, click on Resend OTP.

STEP 23 Click on the **Verify OTP** button.



Verify your mobile number

Enter the OTP sent to

○ ○ ○ ○ ○ ○

Verify OTP

[Resend OTP](#)

Click on the Verify OTP button

STEP 24 Enter the details of the **Personal Device and Internet Connection** available.



Progress indicator: ● — ● — ●

Create Your Student Account

Fill up your Class / Classes detail to get Started with EMBIBE

Personal Device and Internet Details

Do you have the following Device(s) at Home?*

- Personal Smart Phone
- Personal Tablet
- PC / Desktop
- Laptop / Notebook
- I don't have any Device at Home

Do you have Internet Access at Home?*

Yes No

Are any of these Device(s) your own?*

No, I share my Parent's Device(s)

Note: Careful attention to detail leads to the best learning experience. Please make sure you have added all of your details correctly

Proceed

Select the device(s) available at home

STEP 25 | If you have **no available device**, select accordingly.



If you don't have any device(s) available at home, then select the option "I don't have any device at home"

Create Your Student Account

Fill up your Class / Classes detail to get Started with EMBIBE

Personal Device and Internet Details

Do you have the following Device(s) at Home?*

- Personal Smart Phone
- Personal Tablet
- PC / Desktop
- Laptop / Notebook
- I don't have any Device at Home

Do you have Internet Access at Home?*

Yes No

Are any of these Device(s) your own?*

No, I share my Parent's Device(s)

Note: Careful attention to detail leads to the best learning experience. Please make sure you have added all of your details correctly

Proceed



STEP 26 *Select availability of internet at home.*

If you have internet access at home, kindly select Yes. Otherwise, select No

Create Your Student Account

Fill up your Class / Classes detail to get Started with EMBIBE

Personal Device and Internet Details

Do you have the following Device(s) at Home?*

- Personal Smart Phone
- Personal Tablet
- PC / Desktop
- Laptop / Notebook
- I don't have any Device at Home

Do you have Internet Access at Home?*

Yes No

Are any of these Device(s) your own?*

No, I share my Parent's Device(s)

Note: Careful attention to detail leads to the best learning experience. Please make sure you have added all of your details correctly

Proceed

STEP 27 | Select **Yes** if it is your **own device**.



Are any of these Device(s) your own?*

No, I share my Parent's Device(s)

Yes, I have my own Device(s)

Your Class / Classes Details

Select Your School Board*

Class / Classes*

Section*

Note: Careful attention to detail leads to the best learning experience. Please make sure you have added all of your details correctly

Proceed

If the above-mentioned device(s) is used only by you, select **Yes**. Otherwise, select **No**

STEP 28 | Select your school board.



Select the board of your school

The screenshot shows a dark-themed form titled "Create Your Student Account". At the top, there are three progress indicators. Below the title, it says "Fill up your Class / Classes detail to get Started with EMBIBE". The form contains several sections: a device ownership question with two radio button options, a "Your Class / Classes Details" section with a dropdown menu for "Class / Classes*", a text input field for "Section*", and a "Select Your School Board*" dropdown menu which is highlighted with a red box. A red arrow points from the text "Select the board of your school" to this dropdown. At the bottom, there is a yellow "Proceed" button and a note: "Note: Careful attention to detail leads to the best learning experience. Please make sure you have added all of your details correctly".

Are any of these Device(s) your own?*

No, I share my Parent's Device(s)

Yes, I have my own Device(s)

Your Class / Classes Details

Select Your School Board*

Class / Classes*

Choose Class / Classes

Section*

Note: Careful attention to detail leads to the best learning experience. Please make sure you have added all of your details correctly

Proceed

STEP 29 | Select the **class** you are studying in.



Step 3 of 3

Class / Classes Details

● — ● — ●

Create Your Student Account

Fill up your Class / Classes detail to get Started with EMBIBE

Yes, I have my own Device(s)

Your Class / Classes Details

Select Your School Board*

Class / Classes*

Choose Class / Classes ▲

| | |
|------|-------|
| 6th | _____ |
| 7th | _____ |
| 8th | _____ |
| 9th | _____ |
| 10th | _____ |

Note: Careful attention to detail leads to the best learning experience. Please make sure you have added all of your details correctly

Proceed

Select the class you are studying in from the drop down

STEP 30 | Select the **section** you belong to in your class.



Step 3 of 3
Class / Classes Details

○ — ○ — ○

Create Your Student Account

| |
|---|
| A |
| B |
| C |
| D |
| E |

Choose Section

Select Medium Of Insturction*

Select Medium of Insturction

Note: Careful attention to detail leads to the best learning experience. Please make sure you have added all of your details correctly

Select the section you belong to

STEP 31 | Select the *medium of instruction* in your school.



Select the medium of instruction from the drop down

In case your school has only one medium of instruction, this field will be populated automatically

Create Your Student Account

Fill up your Class / Classes detail to get Started with EMBIBE

Class / Classes*

Choose Class / Classes ▼

Section*

Choose Section ▼

Select Medium Of Insturction*

Select Medium of Insturction ▼

Note: Careful attention to detail leads to the best learning experience. Please make sure you have added all of your details correctly

Proceed

STEP 32 Click on the **Proceed** button.



Click on the
Proceed button

Create Your Student Account

Fill up your Class / Classes detail to get Started with EMBIBE

Select Your School Board*

Class / Classes*

6th

Section*

B

Select Medium Of Instruction*

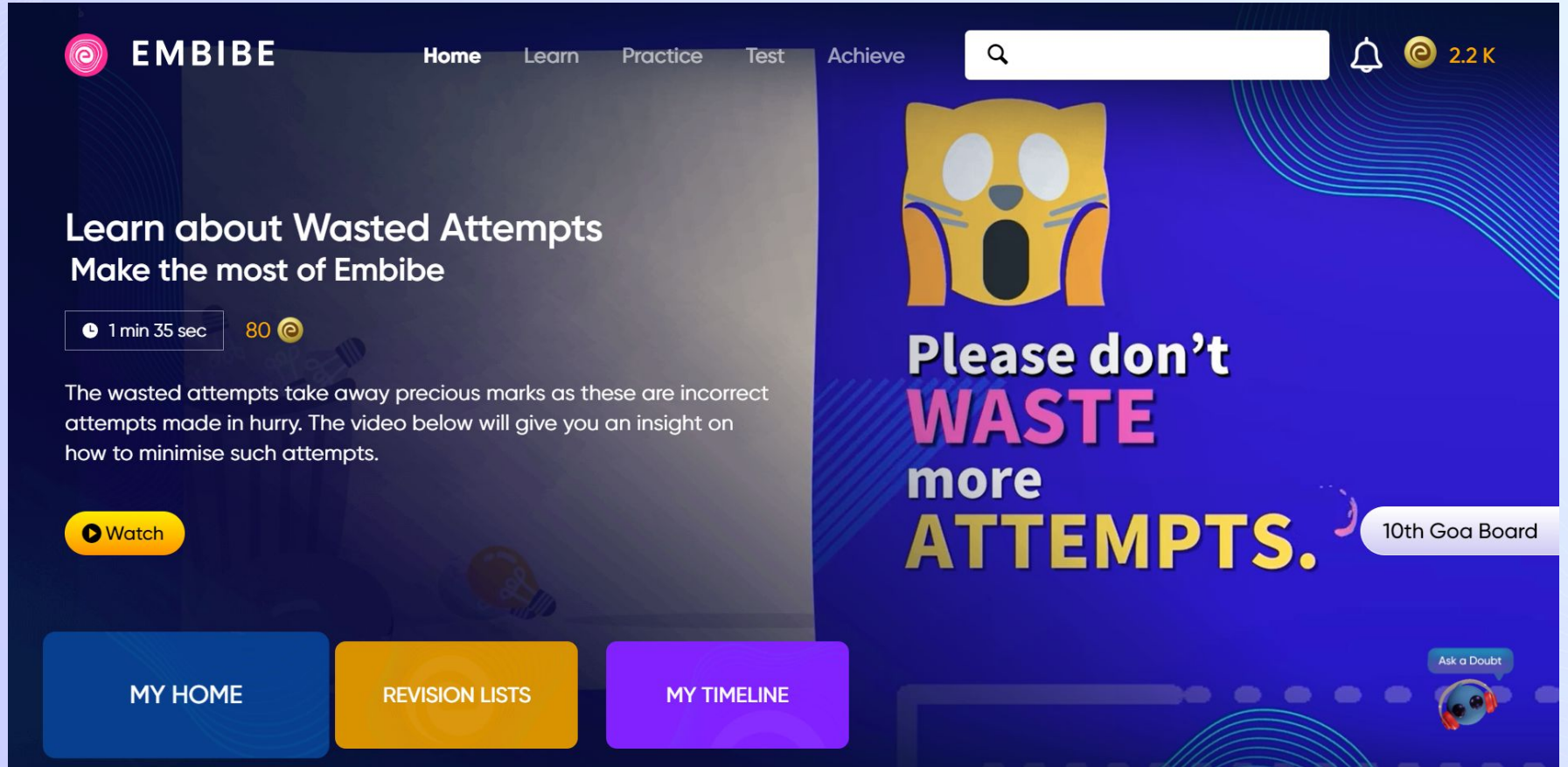
English

Note: Careful attention to detail leads to the best learning experience. Please make sure you have added all of your details correctly

Proceed



You will land on the homepage of the Embibe Student App



The screenshot shows the homepage of the Embibe Student App. At the top left is the Embibe logo. The navigation bar includes 'Home', 'Learn', 'Practice', 'Test', and 'Achieve'. A search bar is on the right, along with a notification bell and a profile icon showing '2.2 K'. The main content area features a video titled 'Learn about Wasted Attempts' with a duration of 1 min 35 sec and 80 views. Below the video is a 'Watch' button. To the right is a large banner with a surprised cat illustration and the text 'Please don't WASTE more ATTEMPTS.' for the '10th Goa Board'. At the bottom are three buttons: 'MY HOME', 'REVISION LISTS', and 'MY TIMELINE'. An 'Ask a Doubt' button is also visible in the bottom right corner.

EMBIBE Home Learn Practice Test Achieve

1 min 35 sec 80

The wasted attempts take away precious marks as these are incorrect attempts made in hurry. The video below will give you an insight on how to minimise such attempts.

Watch

Please don't **WASTE** more **ATTEMPTS.** 10th Goa Board

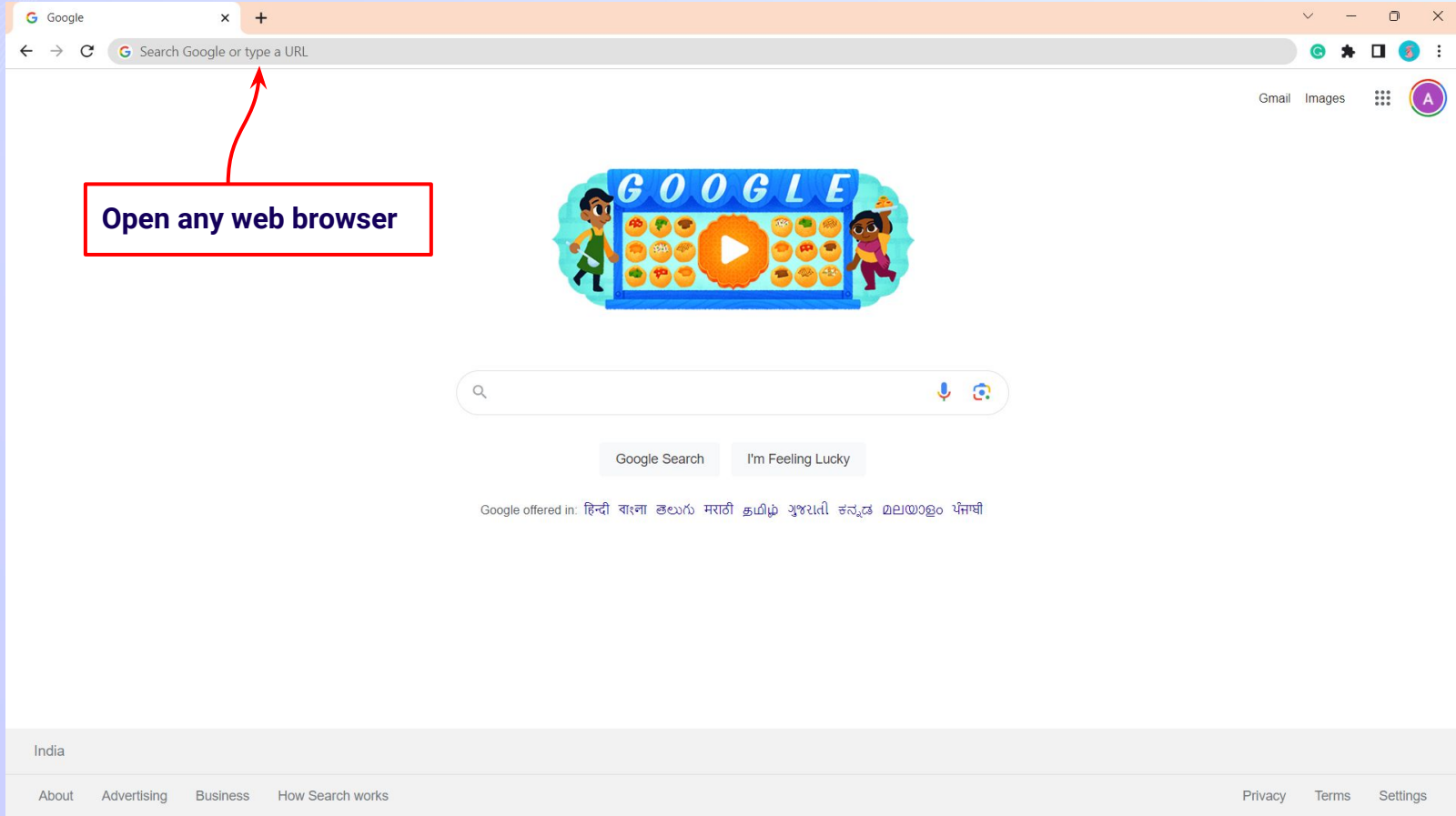
Ask a Doubt

MY HOME REVISION LISTS MY TIMELINE



STEP-BY-STEP LOGIN PROCESS TO EMBIBE STUDENT PLATFORM

STEP 1 *Open any web browser in your device.*



STEP 2

Type the **URL** <https://gov.embibe.com/goa/> in the browser.



New Tab

← → ↻ <https://gov.embibe.com/goa/>

Inbox (4) - s <https://gov.embibe.com/goa/>

Q <https://gov.embibe.com/goa/> - Google Search

Finalized Book Trac...

Gmail Images

Enter: <https://gov.embibe.com/goa/>

Google

Search Google or type a URL

My Home Login EMBIBE Meet ChatGPT

EMBIBE Google Docs Track Individual L... Add shortcut

Customize Chrome



Student

Educator

Delivering Personalised Education for Every Achiever in the Land of **Manohar Rai Sardesai**

Click on Student

Student Registration

Student Login



Personalised Learning for

6th to 12th Goa Board & Many More Exams

11th GBSHSE

12th GBSHSE

GCET

Goa Police SI

Goa Police

STEP 4 | Click on the **Student Login** button.



Student Educator

Delivering Personalised Education for Every Achiever in the Land of **Manohar Rai Sardesai**

Student Registration

Student Login

Click on the Student Login button



Personalised Learning for
6th to 12th Goa Board & Many More Exams

11th GBSHSE

12th GBSHSE

GCET

Goa Police SI

Goa Police

STEP 5

Enter the **Mobile Number/Email ID** and **Password**.



×

Login as a Student

Mobile / Email

Password

[Forgot Password?](#)

Login

Sign in using OTP

New to Embibe? [Sign Up](#)

Enter the Mobile Number/Email ID that you used for registration here

Enter your Password

STEP 6

Click on the **Login** button.



×

Login as a Student

Mobile / Email

Password

Forgot Password?

Login

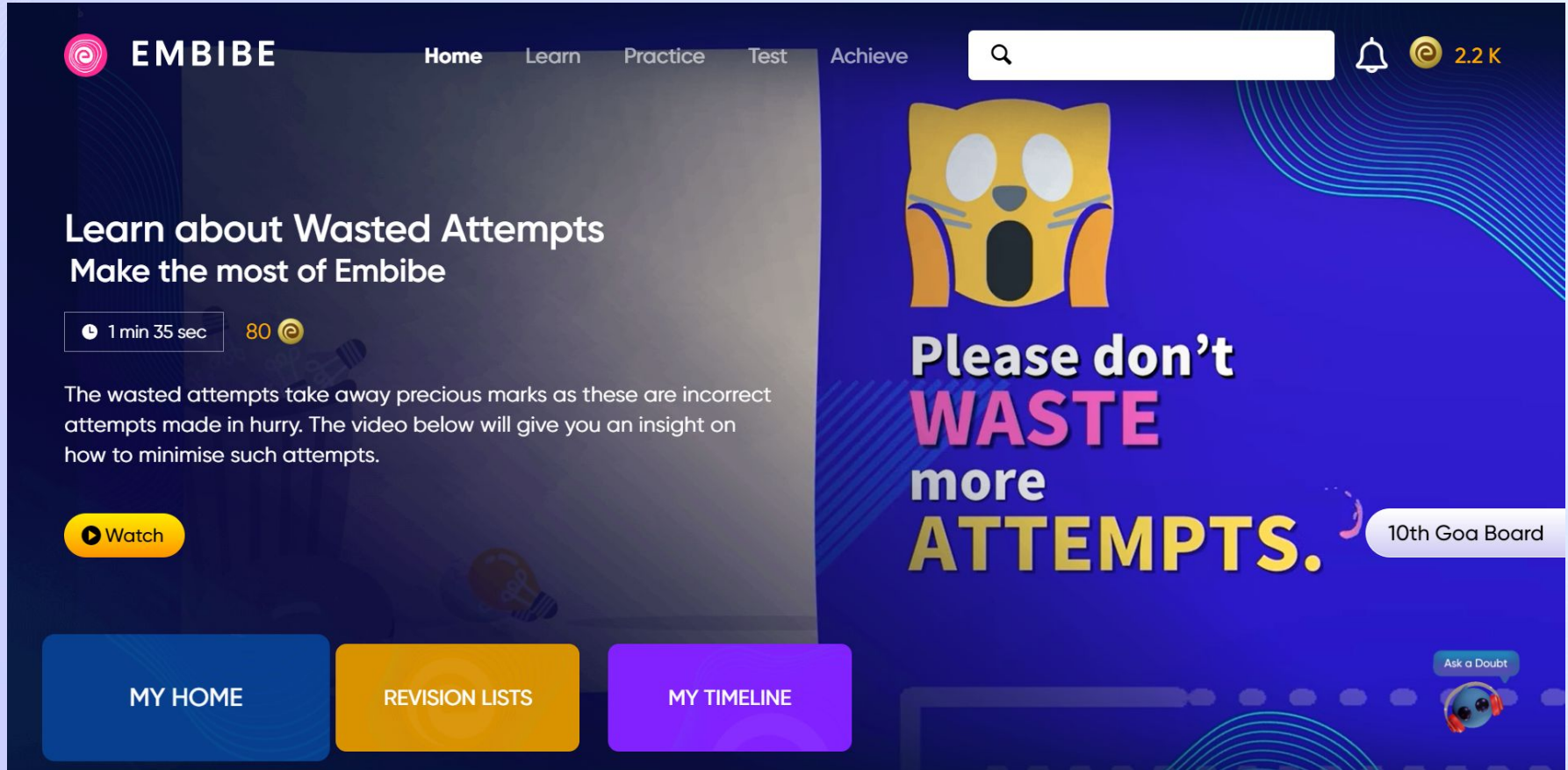
Sign in using OTP

New to Embibe? [Sign Up](#)

Click on the Login button



You will land on the homepage of the Embibe Student App



The screenshot shows the homepage of the Embibe Student App. At the top, there is a navigation bar with the Embibe logo and the word "EMBIBE" on the left, and menu items "Home", "Learn", "Practice", "Test", and "Achieve" on the right. A search bar is located in the top right corner. Below the navigation bar, the main content area is split into two sections. The left section features a video thumbnail with the title "Learn about Wasted Attempts" and the subtitle "Make the most of Embibe". Below the title, it shows a duration of "1 min 35 sec" and a view count of "80". A "Watch" button is positioned below the video information. The right section is a large promotional banner with a cartoon cat character that has a shocked expression. The text on the banner reads "Please don't WASTE more ATTEMPTS." where "WASTE" is in pink and "ATTEMPTS." is in yellow. A badge on the right side of the banner says "10th Goa Board". At the bottom of the app, there are three large, colorful buttons: "MY HOME" (blue), "REVISION LISTS" (orange), and "MY TIMELINE" (purple). In the bottom right corner, there is a small chat bubble icon labeled "Ask a Doubt".

EMBIBE Home Learn Practice Test Achieve

1 min 35 sec 80

Learn about Wasted Attempts
Make the most of Embibe

The wasted attempts take away precious marks as these are incorrect attempts made in hurry. The video below will give you an insight on how to minimise such attempts.

Watch

Please don't **WASTE** more **ATTEMPTS.**

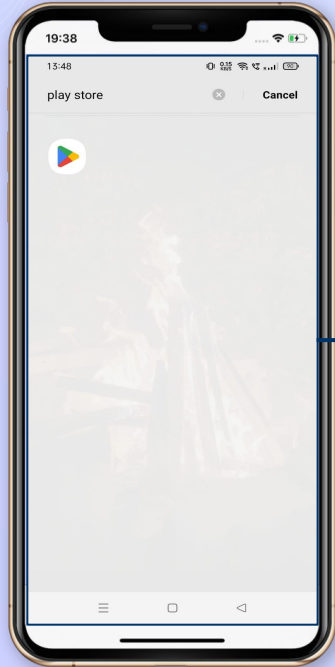
10th Goa Board

Ask a Doubt

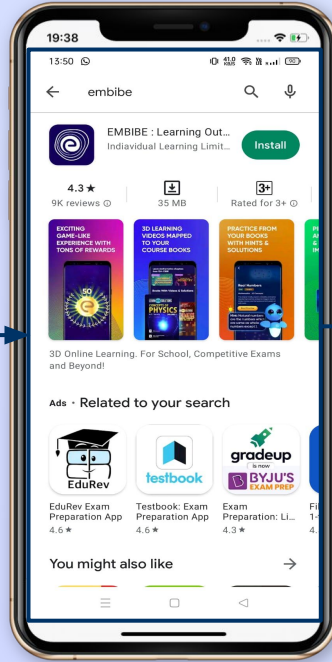
MY HOME REVISION LISTS MY TIMELINE

STEP-BY-STEP PROCESS TO DOWNLOAD
EMBIBE **STUDENT APP**

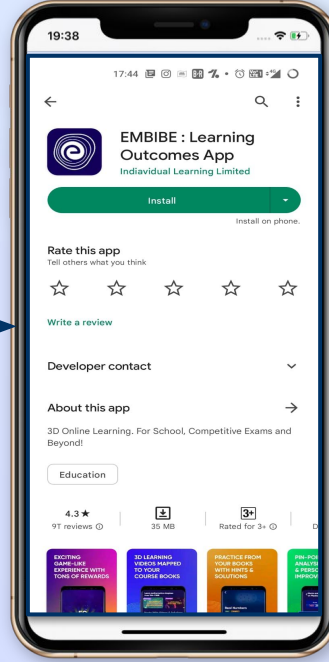
STEP 1-4 Step-by-step process to download Embibe Student App



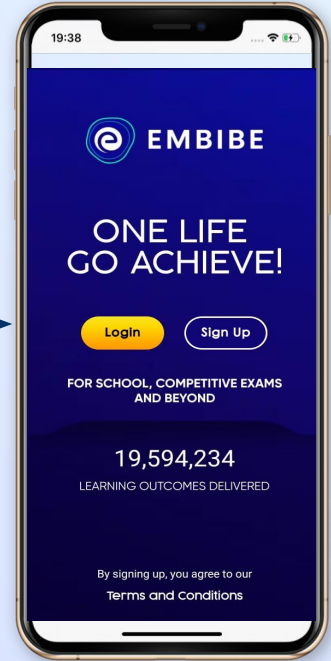
Go To Play Store



Search For Embibe App

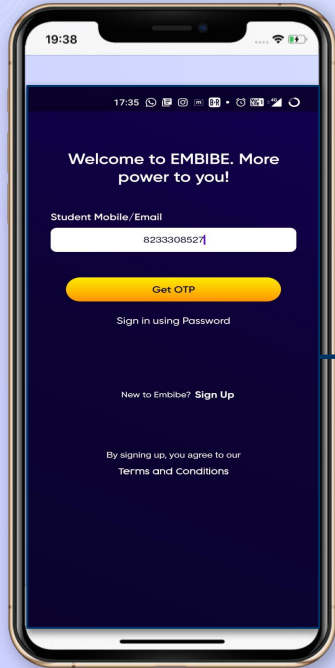


Click to install and Download the app in your phone

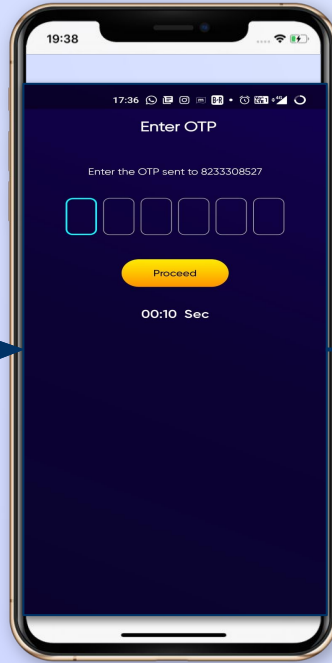


Open App and Click Login

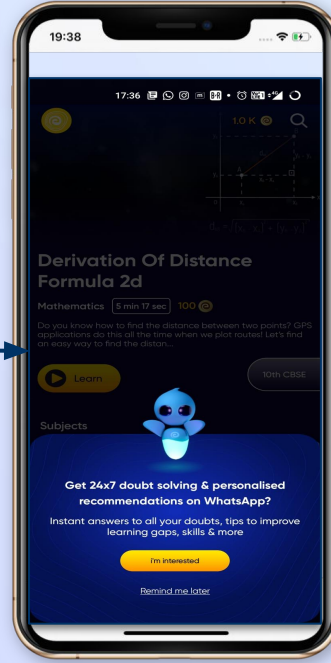
STEP 5-8 Step-by-step process to download Embibe Student App



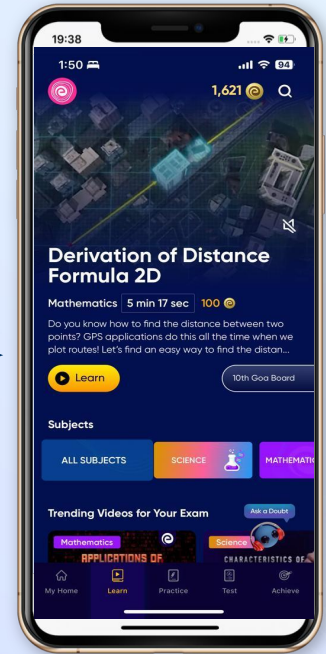
Enter REGISTERED Mobile Number



Enter OTP and Proceed



Opt in for personalized recommendations on Whatsapp



Start Embibing

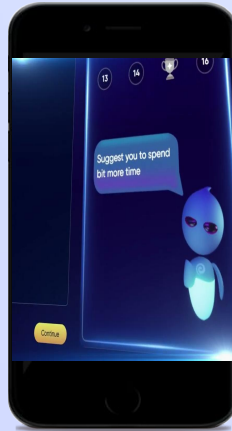


LEARN



- Video-based learning aligned with your reference books
- Owned high-resolution 3D animated explainer videos
- Feature videos curated from YouTube to enhance learning 25K+ videos on the platform
- 9K+ owned videos

PRACTICE



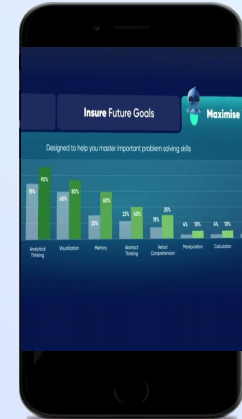
- Adaptive AI-powered practice
- Practice from popular books
- Practice previous year's questions
- Created over 2.5M questions

TEST



- Chapter, subject, and full tests
- Attempt previous years papers
- Create your own test.
- Over 54K preset tests

ACHIEVE



- Leveraging a diagnostic test to assess knowledge gaps
- Predicting improvement in scores basis learning pace
- Creating a personalized achievement journey
- Getting students to start their journey & playing back progress