



EMBIBE

***The Most Powerful Education
Platform Ever Invented***

Estd. 2012

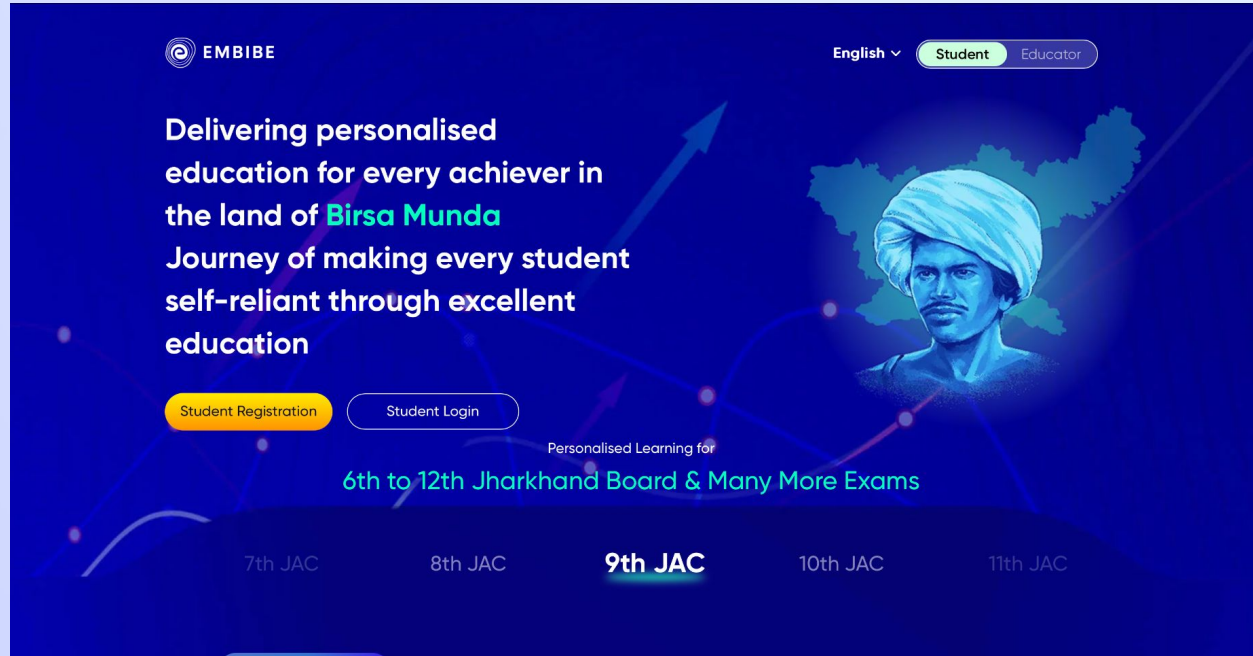
Welcome to Embibe, the most powerful platform ever invented!

EMBIBE is India's leading ed-tech platform, powered by Artificial Intelligence, designed to deliver truly personalised learning and outcomes for each student. It is the only platform with products catering to the entire education ecosystem, including students, parents, teachers, schools, and the administration.

In order to experience the platform to its full potential, you'll need to register to the Embibe platform first.

While registering, as a Student you need to add the following details:

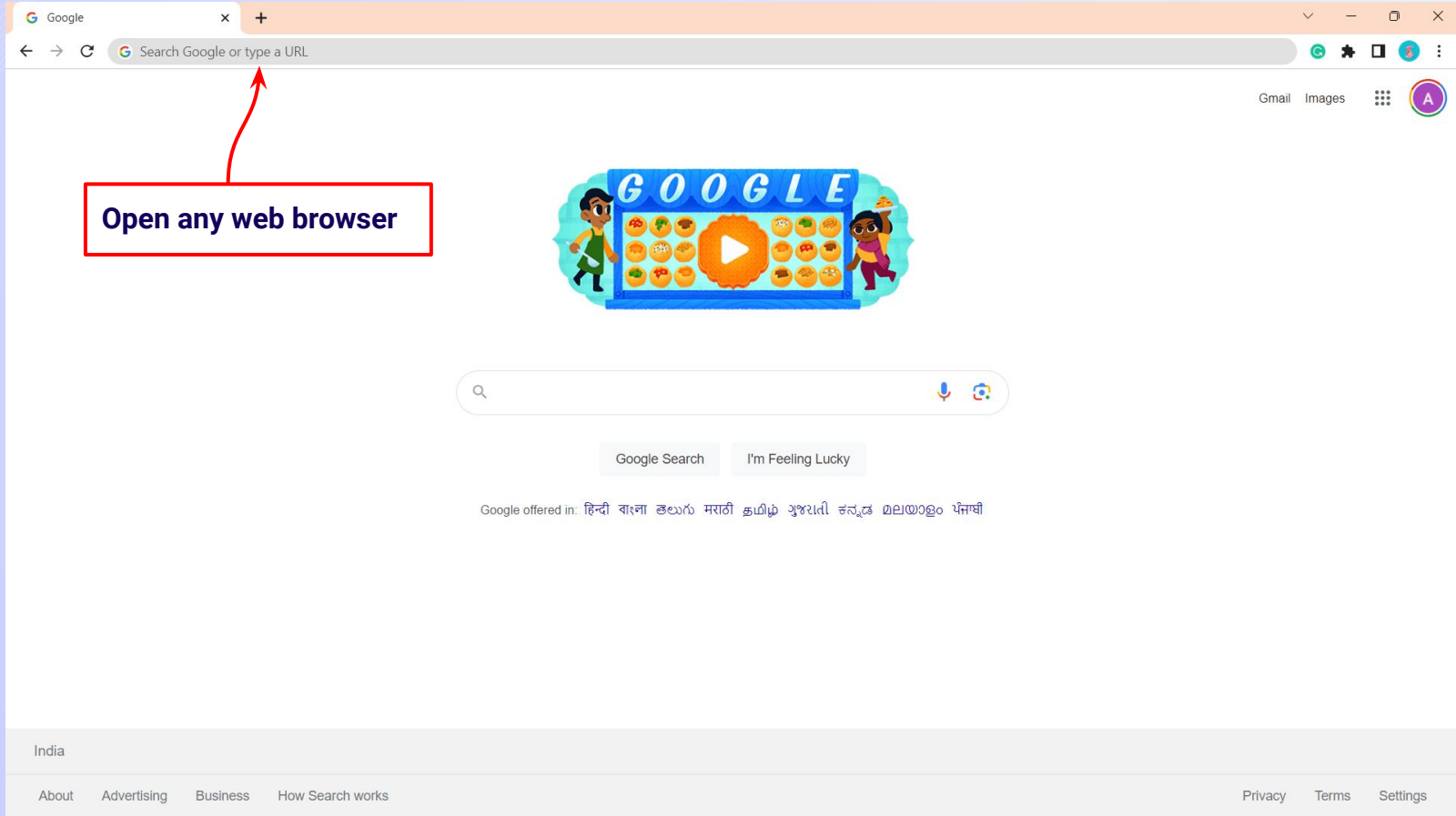
- **Details of your school,Class and section**
- **Details of the Devices available**



The screenshot shows the Embibe website interface. At the top left is the Embibe logo. At the top right, there is a language dropdown set to 'English' and two buttons: 'Student' (highlighted in green) and 'Educator'. The main content area features a dark blue background with a map of India and a portrait of a man in a white turban. The text reads: 'Delivering personalised education for every achiever in the land of Birsa Munda. Journey of making every student self-reliant through excellent education'. Below this are two buttons: 'Student Registration' (highlighted in yellow) and 'Student Login'. Further down, it says 'Personalised Learning for 6th to 12th Jharkhand Board & Many More Exams'. At the bottom, there is a navigation bar with links for '7th JAC', '8th JAC', '9th JAC' (highlighted in green), '10th JAC', and '11th JAC'.

STEP-BY-STEP LOGIN PROCESS TO EMBIBE STUDENT PLATFORM

STEP 1 *Open any web browser in your device.*



STEP 2

Type the URL <https://gov.embibe.com/jharkhand> in the browser.



Enter: <https://gov.embibe.com/jharkhand>

Search Google or type a URL

My Home EMBIBE ChatGPT हिन्दी My Home

Coobo Google Shee... हिन्दी Coobo Add shortcut

Customise Chrome



The screenshot shows the EMBIBE website interface. At the top left is the EMBIBE logo. At the top right, there is a language dropdown menu with 'English' selected, and two buttons: 'Student' (highlighted with a red box) and 'Educator'. Below the language menu, a red arrow points from a red box containing the text 'Click on Student' to the 'Student' button. The main content area features the text: 'Delivering personalised education for every achiever in the land of Birsa Munda' and 'Journey of making every student self-reliant through excellent education'. Below this text are two buttons: 'Student Registration' (highlighted in yellow) and 'Student Login'. At the bottom, there is a navigation bar with links for '7th JAC', '8th JAC', '9th JAC' (highlighted in yellow), '10th JAC', and '11th JAC'. The background of the website is dark blue with a portrait of a man in a turban and a map of Jharkhand.

STEP 4

Click on the **Student Registration** button.



English ▾

Student

Educator

Delivering personalised
education for every achiever in
the land of **Birsa Munda**
Journey of making every student
self-reliant through excellent
education



Click on the **Student
Registration** button

Student Registration

Student Login

Personalised Learning for

6th to 12th Jharkhand Board & Many More Exams

7th JAC

8th JAC

9th JAC

10th JAC

11th JAC

STEP 5 Enter **UDISE Code** of your school (If you know it).



1

Step 1 of 3
School Details

○ — ○ — ○

Create Your Student Account

Verify your School Details to get Started with Embibe

To ensure that only students can access our platform, we need to verify your school's details.
Please enter your school UDISE code below

UDISE Code*

[Find your UDISE code](#)

Enter your School UDISE Code of your school

Details of your school will appear after entering the UDISE code

2

Step 1 of 3
School Details

○ — ○ — ○

Create Your Student Account

Verify your School Details to get Started with Embibe

To ensure that only students can access our platform, we need to verify your school's details.
Please enter your school UDISE code below

UDISE Code*

The details for the above UDISE Code are:

KRISHNA SUDARSHAN CENTRAL SCHOOL

School Category: Pr. with Up.Pr. sec. and H.Sec.
State: Jharkhand
District: BOKARO
Block / Taluka: BERMO
Village: KURPANIYA
PIN Code: 829127

[This is My School](#)

[Not your School? Change UDISE Code](#)

STEP 6 Click on **Find your UDISE code** (If you do not know it).



Step 1 of 3
School Details

● — ○ — ○

Create Your Student Account

Verify your School Details to get Started with Embibe

To ensure that only students can access our platform, we need to verify your school's details.
Please enter your school UDISE code below

UDISE Code*

[Find your UDISE code](#)

If the UDISE code is not known, then click on "Find your UDISE code"



STEP 7

Click on **Find your UDISE code** (If you do not know it).



Find your UDISE code

Download the excel file and search the UDISE Code by any of the options

- Your School Name
- Your Area Pin Code

Download

Search By PIN Code

How to find UDISE? [Watch Video](#)

If you do not know the UDISE Code, watch video to see how to find the UDISE Code

STEP 7 Click on the **Download** button to get the list of UDISE codes.



Find your UDISE code

Download the excel file and search the UDISE Code by any of the options

- Your School Name
- Your Area Pin Code

Download

Search By PIN Code

How to find UDISE? [Watch Video](#)

Click on the Download button

clusterName	districtName	pincode	schoolCategory	schoolManagement	schoolName	stateName	udiseCode	VillageName
UGP RAJKIYAKRIT H S SUNDAY BAZAR	BOKARO	829113	Primary with Upper Primary	Department of Education	RAJKIYAKRIT M S JARANGDH	Jharkhand	20130800108	JARANG DIH
UGP RAJKIYAKRIT H S SUNDAY BAZAR	BOKARO	829127	Primary	Unrecognized	GOD IS ONE PUBLIC SCHOOL SUNDAY BAZAR-10	Jharkhand	20130800507	SUNDAY BAZAR
UGP RAJKIYAKRIT H S SUNDAY BAZAR	BOKARO	829127	Pr. Up.Pr. and Secondary Only	Department of Education	UGP RAJKIYAKRIT HIGH SCHOOL SUNDAY BAZAR	Jharkhand	20130800502	SUNDAY BAZAR
RAJKIYAKRIT P S DHORI BASTI	BOKARO	829114	Primary with Upper Primary	Department of Education	RAJKIYAKRIT M S BERMIO	Jharkhand	20130800401	JARIDIH BAZAR
RAJKIYAKRIT P S DHORI BASTI	BOKARO	829127	Primary with Upper Primary	Government Aided	JAME ATUL FALAH	Jharkhand	20130800405	JARIDIH BAZAR
UGP RAJKIYAKRIT H S SUNDAY BAZAR	BOKARO	829127	Primary	Department of Education	RAJKIYAKRIT P S BERMIO BASTI	Jharkhand	20130800605	KURPANIYA
RAJKIYAKRIT P S DHORI BASTI	BOKARO	829144	Primary with Upper Primary	Unrecognized	BIMLA BALA SINHA PUBLIC SCHOOL	Jharkhand	20130804203	DHORI BASTI
UGP RAJKIYAKRIT H S SUNDAY BAZAR	BOKARO	829127	Primary with Upper Primary	Unrecognized	SS MANDIR	Jharkhand	20130800504	SUNDAY BAZAR
BASIC SCHOOL BOKARO THERMAL	BOKARO	829107	Primary	Department of Education	UGP P S HATHBAWA	Jharkhand	20130801602	GANDAKE
RAJKIYAKRIT P S DHORI BASTI	BOKARO	829104	Primary	Department of Education	RAJKIYAKRIT P S BERMIO STATION	Jharkhand	20130800904	BERMIO
RAJKIYAKRIT P S DHORI BASTI	BOKARO	829114	Primary with Upper Primary	Unrecognized	AWADH BIHARI SARASWATI SHISHU VIDYA MANDIR	Jharkhand	20130800411	JARIDIH BAZAR
RAJKIYAKRIT P S DHORI BASTI	BOKARO	829104	Primary with Upper Primary	Department of Education	RAJKIYAKRIT M S KARGALI (KANYA)	Jharkhand	20130803006	KARGALI
RAJKIYAKRIT M S NEW BHAGALPUR	BOKARO	829144	Primary with Upper Primary	Department of Education	UGP RAJKIYAKRIT M S DHORIKHAS	Jharkhand	20130803305	PHUSRO
RAJKIYAKRIT M S NEW BHAGALPUR	BOKARO	829144	Primary	Unrecognized	SARASWATI SHISHU VATIKA	Jharkhand	20130803115	MAKOLI
RAJKIYAKRIT P S DHORI BASTI	BOKARO	829114	Primary with Upper Primary	Unrecognized	SARASWATI VIDYA BHAWAN MIDDLE SCHOOL	Jharkhand	20130800406	JARIDIH BAZAR
BASIC SCHOOL BOKARO THERMAL	BOKARO	829136	Primary	Department of Education	UGP P S BHULTONGARIA	Jharkhand	20130801503	BORTVA
RAJKIYAKRIT P S DHORI BASTI	BOKARO	829114	Primary with Upper Primary	Unrecognized	JAMKHAND PUBLIC SCHOOL	Jharkhand	20130800412	JARIDIH BAZAR
UGP RAJKIYAKRIT H S SUNDAY BAZAR	BOKARO	829127	Pr. Up.Pr. and Secondary Only	Private Unaided (Recognized)	ST ANNE'S GIRLS HIGH SCHOOL	Jharkhand	20130800602	KURPANIYA
RAJKIYAKRIT M S NEW BHAGALPUR	BOKARO	829144	Primary	Department of Education	RAJKIYAKRIT P S MAKOLI	Jharkhand	20130803101	MAKOLI
RAJKIYAKRIT M S NEW BHAGALPUR	BOKARO	829144	Primary with Upper Primary	Unrecognized	SADARAL BAL MANDIR CENTRAL COLONY	Jharkhand	20130803706	CENTRAL COLONY MAKOLI
RAJKIYAKRIT M S NEW BHAGALPUR	BOKARO	829144	Pr. Up.Pr. and Secondary Only	Private Unaided (Recognized)	ALDK PUBLIC SCHOOL	Jharkhand	20130803112	MAKOLI
UGP RAJKIYAKRIT H S SUNDAY BAZAR	BOKARO	829108	Primary with Upper Primary	Department of Education	UGP RAJKIYAKRIT M S KARGALI DHOURA NO- 3	Jharkhand	20130801803	DHORA NO- 3
RAJKIYAKRIT M S NEW BHAGALPUR	BOKARO	829144	Primary	Department of Education	UGP P S SHARDA COLONY	Jharkhand	20130803102	MAKOLI
BASIC SCHOOL BOKARO THERMAL	BOKARO	829107	Primary with Upper Primary	Unrecognized	INDIAN SCHOOL OF LEARNING, GOVINDPUR	Jharkhand	20130803408	BOKARO THERMAL
RAJKIYAKRIT M S NEW BHAGALPUR	BOKARO	829104	Primary	Department of Education	RAJKIYAKRIT P S JAWAHAR NAGAR	Jharkhand	20130806204	KARO
RAJKIYAKRIT P S DHORI BASTI	BOKARO	829114	Primary with Upper Primary	Department of Education	RAJKIYAKRIT M S JARIDIH BASTI	Jharkhand	20130800407	JARIDIH BAZAR
RAJKIYAKRIT P S DHORI BASTI	BOKARO	829114	Secondary with Higher Secondary	Unrecognized	BALIKA UCHCH VIDYALAYA	Jharkhand	20130800408	SUNDAY BAZAR
UGP RAJKIYAKRIT H S SUNDAY BAZAR	BOKARO	829127	Primary	Department of Education	Department of Education	Jharkhand	20130800501	SUNDAY BAZAR
UGP RAJKIYAKRIT H S SUNDAY BAZAR	BOKARO	829127	Pr. Up.Pr. and Secondary Only	Department of Education	UGP RAJKIYAKRIT HIGH SCHOOL KURPANIYA	Jharkhand	20130800601	KURPANIYA
UGP RAJKIYAKRIT H S SUNDAY BAZAR	BOKARO	829104	Primary with Upper Primary	Unrecognized	RAMADHAR SINGH SARASWATI SHESHU MANDIR	Jharkhand	20130801302	RAM NAGAR
RAJKIYAKRIT P S DHORI BASTI	BOKARO	829114	Primary	Department of Education	RAJKIYAKRIT P S BERMIO	Jharkhand	20130800901	BERMIO
RAJKIYAKRIT P S DHORI BASTI	BOKARO	829104	Secondary with Higher Secondary	Department of Education	RAMVILAS +2 HIGH SCHOOL BERMIO	Jharkhand	20130800909	BERMIO
BASIC SCHOOL BOKARO THERMAL	BOKARO	829116	Primary	Department of Education	RAJKIYAKRIT P S KATHARA	Jharkhand	20130801001	KATHARA
RAJKIYAKRIT M S NEW BHAGALPUR	BOKARO	829104	Primary	Department of Education	RAJKIYAKRIT P S AMLO	Jharkhand	20130803901	AMLO
BASIC SCHOOL BOKARO THERMAL	BOKARO	829107	Primary	Department of Education	RAJKIYAKRIT P S GANDAKE	Jharkhand	20130801601	GANDAKE
RAJKIYAKRIT M S NEW BHAGALPUR	BOKARO	829144	Pr. Up.Pr. and Secondary Only	Private Unaided (Recognized)	ANPATI DEVI SARASWATI VIDYA MANDIR	Jharkhand	20130803306	PHUSRO

STEP 8 *Click on the Search by PIN Code button.*



You can search your UDISE code through your area PIN Code

1

Find your UDISE code

Download the excel file and search the UDISE Code by any of the options

- Your School Name
- Your Area Pin Code

Download

Search By PIN Code

How to find UDISE? [Watch Video](#)

Click here

Enter your School Area Pincode and Search for your School by PIN Code

2

Find Your UDISE Code

Search For Your School By PIN Code

Enter PIN code

Find your School by PIN Code Location

Enter your area PIN Code here

STEP 9

Enter the area **PIN Code** of your school.



1

Find Your UDISE Code

Search For Your School By PIN Code

By PIN Code

829127
BERMO, BOKARO, Jharkhand

Select your school from the list of schools that populates here

The drop down will show the schools mapped with the entered PIN code

2

Find Your UDISE Code

Search For Your School By PIN Code

20 results

- KRISHNA SUDARSHAN CENTRAL SCHOOL
20130800606
- CHILDREN PARADISE SCHOOL KURPANIA
20130807501
- UPG RAJKIYAKRIT M S HARIHARPUR
20130800505
- RAJKIYAKRIT P S CHALKARI
20130807204
- SSM GANDHINAGAR
20130807201
- SHISHU VIKAS VIDYALAYA
20130800503
- RAJKIYAKRIT P S GANDHI NAGAR UTTAR
20130807205
- GOD IS ONE PUBLIC SCHOOL SUNDAY BAZAR-10
20130800507



Step 1 of 3
School Details

○ — ○ — ○

Create Your Student Account

Verify your School Details to get Started with Embibe

To ensure that only students can access our platform, we need to verify your school's details.
Please enter your school UDISE code below

UDISE Code*

20130800606

The details for the above UDISE Code are:

KRISHNA SUDARSHAN CENTRAL SCHOOL

School Category: Pr. with Up.Pr. sec. and H.Sec.

State: Jharkhand

District: BOKARO

Block / Taluka: BERMO

Village: KURPANIYA

PIN Code: 829127

This is My School

[Not your School? Change UDISE Code](#)

Verify your school details



STEP 11 | Click on the **This is My School** button.



Step 1 of 3

School Details



Create Your Student Account

Verify your School Details to get Started with Embibe

To ensure that only students can access our platform, we need to verify your school's details.
Please enter your school UDISE code below

UDISE Code*

20130800606

The details for the above UDISE Code are:

KRISHNA SUDARSHAN CENTRAL SCHOOL

School Category: Pr. with Up.Pr. sec. and H.Sec.

State: Jharkhand

District: BOKARO

Block / Taluka: BERMO

Village: KURPANIYA

PIN Code: 829127

Click on the **This is My School** button

This is My School

[Not your School? Change UDISE Code](#)

STEP 12 Create your **Student Account** by providing your personal details. Enter your name.



Step 2 of 3
Personal Details

Create Your Student Account

Fill up your Personal detail to get Started with EMBIBE

First Name* **1**

Last Name ^① **2**

Gender*

Mobile Number*

Date Of Birth*

Category*

Parent / Guardian Name*

Parent / Guardian Mobile Number*

Same as Student Number

Password*

Confirm Password*

[Previous](#) [Next](#)

By signing up, you agree to our [Terms and Conditions](#)

Enter your first name in Field 1
and your last name in Field 2

STEP 13 | Select your gender.



Select your gender from the dropdown

Step 2 of 3
Personal Details

Create Your Student Account
Fill up your Personal detail to get Started with EMBIBE

First Name*

Last Name ¹

Gender* **3**
 ▲
Male
Female
Transgender

Mobile Number*

Category* ▼

Parent / Guardian name

Parent / Guardian Mobile Number* Same as Student Number

Password*

Confirm Password*

By signing up, you agree to our [Terms and Conditions](#)

STEP 14 | Enter your 10-digit *mobile number*.



Enter your mobile number in Field 4

Step 2 of 3
Personal Details

Create Your Student Account
Fill up your Personal detail to get Started with EMBIBE

First Name*	Last Name ⓘ
<input type="text"/>	<input type="text"/>
Gender*	Mobile Number* 4
<input type="text"/>	<input type="text" value="Enter mobile number"/>
Date Of Birth*	Category*
<input type="text" value="dd-mm-yyyy"/>	<input type="text" value="Choose Category"/>
Parent / Guardian Name*	Parent / Guardian Mobile Number*
<input type="text" value="Enter Parent / Guardian Name"/>	<input type="text" value="Enter Parent / Guardian Mobile Number"/>
Password*	<input type="checkbox"/> Same as Student Number
<input type="text" value="Enter Password"/>	Confirm Password*
	<input type="text" value="Confirm Your Password"/>

By signing up, you agree to our [Terms and Conditions](#)

STEP 15 | Select and enter your **date of birth** from the calendar.



Select your date of birth from the Calendar in Field 5

Step 2 of 3
Personal Details

Create Your Student Account


Fill up your Personal detail to get Started with EMBIBE

First Name*

Last Name ¹

Gender*

Mobile Number*

Date Of Birth* 

Category*

Parent / Guardian Mobile Number*

Same as Student Number

Confirm Password*

By signing up, you agree to our [Terms and Conditions](#)

Su	Mo	Tu	We	Th	Fr	Sa
		1	2	3	4	5
6	7	8	9	10	11	12
13	14	15	16	17	18	19
20	21	22	23	24	25	26
27	28	29	30	31		

STEP 16 Choose the **category** you are assigned to.



Select your category
in Field 6

Step 2 of 3
Personal Details

Create Your Student Account

Fill up your Personal detail to get Started with EMBIBE

First Name*

Last Name ^①

Gender*

Mobile Number*

Date Of Birth*

Parent / Guardian Name*

Password*

Category* **6**

- Choose Category ▲
- General (Gen)
- Scheduled Castes (SC)
- Scheduled Tribes (ST)
- Other Backward Classes (OBC)
- Persons With Disabilities (PWD)

By signing up, you agree to our [Terms and Conditions](#)

STEP 17 | Enter either of your parent/guardian names.



Step 2 of 3
Personal Details

Create Your Student Account

Fill up your Personal detail to get Started with EMBIBE

First Name*	Last Name ⓘ
<input type="text" value="Enter First Name"/>	<input type="text" value="Enter Last Name"/>
Gender*	Mobile Number*
<input type="text" value="Choose Gender"/>	<input type="text" value="Enter mobile number"/>
Date Of Birth*	Category*
<input type="text" value="dd-mm-yyyy"/>	<input type="text" value="Choose Category"/>
Parent / Guardian Name* 7	Parent / Guardian Mobile Number*
<input type="text" value="Enter Parent / Guardian Name"/>	<input type="text" value="Enter Parent / Guardian Mobile Number"/>
	<input type="checkbox"/> Same as Student Number
Password*	Confirm Password*
<input type="text" value="Enter Password"/>	<input type="text" value="Confirm Your Password"/>

Previous Next

Enter either of your parent names in Field 7

STEP 18 | Enter your parent/guardian's mobile number.



Enter your parent/guardian's mobile number in Field 8.

If their number is the same as entered already, check this box.

Step 2 of 3
Personal Details

Create Your Student Account

Fill up your Personal detail to get Started with EMBIBE

First Name*	Last Name ⓘ
<input type="text" value="Enter First Name"/>	<input type="text" value="Enter Last Name"/>
Gender*	Mobile Number*
<input type="text" value="Choose Gender"/>	<input type="text" value="Enter mobile number"/>
Date Of Birth*	Category*
<input type="text" value="dd-mm-yyyy"/>	<input type="text" value="Choose Category"/>
Parent / Guardian Name*	Parent / Guardian Mobile Number* 8
<input type="text" value="Enter Parent / Guardian Name"/>	<input type="text" value="Enter Parent / Guardian Mobile Number"/>
Password*	<input type="checkbox"/> Same as Student Number
<input type="text" value="Enter Password"/>	<input type="text" value="Confirm Your Password"/>

Previous Next

STEP 19 | Create a *password*.



Enter a password of your choice for the Embibe Student App login in Field 9

Step 2 of 3
Personal Details

Create Your Student Account

Fill up your Personal detail to get Started with EMBIBE

First Name*	Last Name ⓘ
<input type="text" value="Enter First Name"/>	<input type="text" value="Enter Last Name"/>
Gender*	Mobile Number*
<input type="text" value="Choose Gender"/>	<input type="text" value="Enter mobile number"/>
Date Of Birth*	Category*
<input type="text" value="dd-mm-yyyy"/>	<input type="text" value="Choose Category"/>
Parent / Guardian Name*	Parent / Guardian Mobile Number*
<input type="text" value="Enter Parent / Guardian Name"/>	<input type="text" value="Enter Parent / Guardian Mobile Number"/>
	<input type="checkbox"/> Same as Student Number
Password* 9	Confirm Password*
<input type="password" value="Enter Password"/>	<input type="password" value="Confirm Your Password"/>

Previous Next

STEP 20 Re-enter and confirm your password.



Re-enter the password to confirm it in Field 10

Step 2 of 3
Personal Details

Create Your Student Account
Fill up your Personal detail to get Started with EMBIBE

First Name*	Last Name ⓘ
<input type="text" value="Enter First Name"/>	<input type="text" value="Enter Last Name"/>
Gender*	Mobile Number*
<input type="text" value="Choose Gender"/>	<input type="text" value="Enter mobile number"/>
Date Of Birth*	Category*
<input type="text" value="dd-mm-yyyy"/>	<input type="text" value="Choose Category"/>
Parent / Guardian Name*	Parent / Guardian Mobile Number*
<input type="text" value="Enter Parent / Guardian Name"/>	<input type="text" value="Enter Parent / Guardian Mobile Number"/>
Password*	<input type="checkbox"/> Same as Student Number
<input type="text" value="Enter Password"/>	Confirm Password* 10 <input type="text" value="Confirm Your Password"/>

Previous Next

STEP 21 | Click on the **Next** button.



Click on the **Next** button

Step 2 of 3
Personal Details

Create Your Student Account
Fill up your Personal detail to get Started with EMBIBE

First Name*	Last Name ⓘ
<input type="text"/>	<input type="text"/>
Gender*	Mobile Number*
<input type="text"/>	<input type="text"/>
Date Of Birth*	Category*
<input type="text"/>	<input type="text"/>
Parent / Guardian Name*	Parent / Guardian Mobile Number*
<input type="text"/>	<input type="text"/>
Password*	Confirm Password*
<input type="password"/>	<input type="password"/>

Same as Student Number

By signing up, you agree to our [Terms and Conditions](#)

STEP 22 | Enter the 6-digit **One-Time Password** received as SMS.



After clicking on the **Next** button, you will receive a 6-digit OTP on your registered mobile number

Verify your mobile number

Enter the OTP sent to

[Blurred mobile number]

[Six empty boxes for OTP digits]

Verify OTP

Resend OTP

Enter the 6-digit OTP received on your registered mobile number

If you have not received the OTP in under 15 seconds, click on Resend OTP.

STEP 23 Click on the **Verify OTP** button.



Verify your mobile number

Enter the OTP sent to

○ ○ ○ ○ ○ ○

Verify OTP

[Resend OTP](#)

Click on the Verify OTP button

STEP 24 Enter the details of the **Personal Device and Internet Connection** available.



Progress indicator: 3 steps, 2nd step active.

Create Your Student Account

Fill up your Class / Classes detail to get Started with EMBIBE

Personal Device and Internet Details

Do you have the following Device(s) at Home?*

- Personal Smart Phone
- Personal Tablet
- PC / Desktop
- Laptop / Notebook
- I don't have any Device at Home

Do you have Internet Access at Home?*

Yes No

Are any of these Device(s) your own?*

No, I share my Parent's Device(s)

Note: Careful attention to detail leads to the best learning experience. Please make sure you have added all of your details correctly

Proceed

Select the device(s) available at home

STEP 25 | If you have **no available device**, select accordingly.



If you don't have any device(s) available at home, then select the option "I don't have any device at home"

Create Your Student Account

Fill up your Class / Classes detail to get Started with EMBIBE

Personal Device and Internet Details

Do you have the following Device(s) at Home?*

- Personal Smart Phone
- Personal Tablet
- PC / Desktop
- Laptop / Notebook
- I don't have any Device at Home

Do you have Internet Access at Home?*

Yes No

Are any of these Device(s) your own?*

No, I share my Parent's Device(s)

Note: Careful attention to detail leads to the best learning experience. Please make sure you have added all of your details correctly

Proceed



STEP 26 *Select availability of internet at home.*

If you have internet access at home, kindly select Yes. Otherwise, select No

Create Your Student Account

Fill up your Class / Classes detail to get Started with EMBIBE

Personal Device and Internet Details

Do you have the following Device(s) at Home?*

- Personal Smart Phone
- Personal Tablet
- PC / Desktop
- Laptop / Notebook
- I don't have any Device at Home

Do you have Internet Access at Home?*

Yes No

Are any of these Device(s) your own?*

No, I share my Parent's Device(s)

Note: Careful attention to detail leads to the best learning experience. Please make sure you have added all of your details correctly

Proceed

STEP 27 | Select **Yes** if it is your **own device**.



Are any of these Device(s) your own?*

No, I share my Parent's Device(s)

Yes, I have my own Device(s)

Your Class / Classes Details

Select Your School Board*

Class / Classes*

Section*

Note: Careful attention to detail leads to the best learning experience. Please make sure you have added all of your details correctly

Proceed

If the above-mentioned device(s) is used only by you, select **Yes**. Otherwise, select **No**

STEP 28 | Select your school board.



Select the board of your school

The screenshot shows a dark-themed form titled "Create Your Student Account". At the top, there are three progress indicators. Below the title, the text says "Fill up your Class / Classes detail to get Started with EMBIBE". The form contains several sections: a grey box with the question "Are any of these Device(s) your own?" and two radio button options; a section titled "Your Class / Classes Details" with an upward arrow; a red-bordered box around the "Select Your School Board*" dropdown menu; a "Class / Classes*" dropdown menu with the text "Choose Class / Classes"; a "Section*" text input field; a grey note box at the bottom stating "Note: Careful attention to detail leads to the best learning experience. Please make sure you have added all of your details correctly"; and a yellow "Proceed" button at the very bottom.

Are any of these Device(s) your own?*

No, I share my Parent's Device(s)

Yes, I have my own Device(s)

Your Class / Classes Details ^

Select Your School Board*

Class / Classes*

Choose Class / Classes ▾

Section*

Note: Careful attention to detail leads to the best learning experience. Please make sure you have added all of your details correctly

Proceed

STEP 29 | Select the **class** you are studying in.



Step 3 of 3

Class / Classes Details

● — ● — ●

Create Your Student Account

Fill up your Class / Classes detail to get Started with EMBIBE

Yes, I have my own Device(s)

Your Class / Classes Details

Select Your School Board*

Class / Classes*

Choose Class / Classes ▲

6th	_____
7th	_____
8th	_____
9th	_____
10th	_____

Note: Careful attention to detail leads to the best learning experience. Please make sure you have added all of your details correctly

Proceed

Select the class you are studying in from the drop down

STEP 30 | Select the **section** you belong to in your class.



Step 3 of 3
Class / Classes Details

○ — ○ — ○

Create Your Student Account

A
B
C
D
E

Choose Section

Select Medium Of Insturction*

Select Medium of Insturction

Note: Careful attention to detail leads to the best learning experience. Please make sure you have added all of your details correctly

Select the section you belong to

STEP 31 | Select the *medium of instruction* in your school.



Select the medium of instruction from the drop down

In case your school has only one medium of instruction, this field will be populated automatically

Create Your Student Account

Fill up your Class / Classes detail to get Started with EMBIBE

Class / Classes*

Choose Class / Classes ▼

Section*

Choose Section ▼

Select Medium Of Insturction*

Select Medium of Insturction ▼

Note: Careful attention to detail leads to the best learning experience. Please make sure you have added all of your details correctly

Proceed

STEP 32 Click on the **Proceed** button.



Click on the
Proceed button

Create Your Student Account

Fill up your Class / Classes detail to get Started with EMBIBE

Select Your School Board*

Class / Classes*

6th

Section*

B

Select Medium Of Insturction*

English

Note: Careful attention to detail leads to the best learning experience. Please make sure you have added all of your details correctly

Proceed



You will land on the homepage of the Embibe Student App

EMBIBE Home Learn Practice Test Achieve

1 min 35 sec 80

The wasted attempts take away precious marks as these are incorrect attempts made in hurry. The video below will give you an insight on how to minimise such attempts.

Watch

10th Jharkha...

MY HOME REVISION LISTS MY TIMELINE

Assignment from My Parents

Get rewarded for your studies
Show your parents all your awesome work!

Invite a Parent
Earn 500

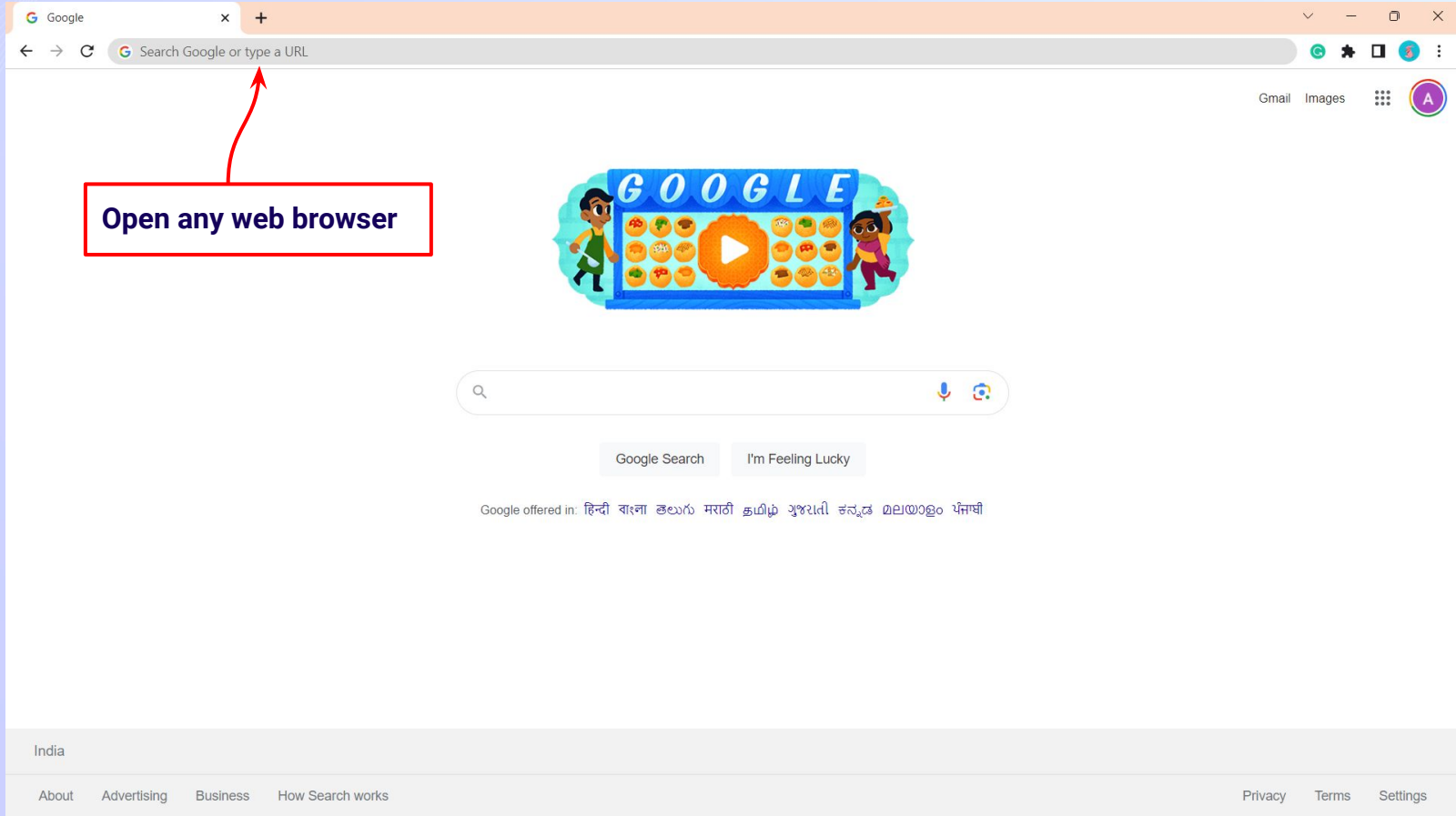
WASTED ATTEMPTS
now them and avoid them

Ask a Doubt



STEP-BY-STEP LOGIN PROCESS TO EMBIBE STUDENT PLATFORM

STEP 1 *Open any web browser in your device.*



STEP 2

Type the URL <https://gov.embibe.com/jharkhand> in the browser.



Enter: <https://gov.embibe.com/jharkhand>

My Home EMBIBE ChatGPT हिन्दी My Home

Coobo Google Shee... हिन्दी Coobo Add shortcut

Customise Chrome



The screenshot shows the EMBIBE website interface. At the top left is the EMBIBE logo. At the top right, there is a language dropdown menu with 'English' selected, and two buttons: 'Student' (highlighted with a red box) and 'Educator'. Below the language menu, a red arrow points from a red box containing the text 'Click on Student' to the 'Student' button. The main content area features the text: 'Delivering personalised education for every achiever in the land of Birsa Munda' and 'Journey of making every student self-reliant through excellent education'. Below this text are two buttons: 'Student Registration' (highlighted in yellow) and 'Student Login'. At the bottom, there is a navigation bar with links for '7th JAC', '8th JAC', '9th JAC' (highlighted in green), '10th JAC', and '11th JAC'. The background of the website is dark blue with a portrait of a man in a turban and a map of India.



English

Student

Educator

Delivering personalised education for every achiever in the land of Birsa Munda
Journey of making every student self-reliant through excellent education

Student Registration

Student Login

Click on Student

Personalised Learning for

6th to 12th Jharkhand Board & Many More Exams

7th JAC

8th JAC

9th JAC

10th JAC

11th JAC

STEP 4 | Click on the **Student Login** button.



The screenshot shows the EMBIBE website interface. At the top left is the EMBIBE logo. At the top right, there is a language dropdown set to 'English' and two buttons: 'Student' (highlighted in yellow) and 'Educator'. The main content area features a dark blue background with a map of India and a portrait of a man in a turban. The text reads: 'Delivering personalised education for every achiever in the land of Birsa Munda' and 'Journey of making every student self-reliant through excellent education'. Below this, there are two buttons: 'Student Registration' (yellow) and 'Student Login' (white with a blue border, highlighted with a red box). A red arrow points from a yellow text box 'Click on the Student Login button' to the 'Student Login' button. Below the buttons, it says 'Personalised Learning for 6th to 12th Jharkhand Board & Many More Exams'. At the bottom, there are navigation links for '7th JAC', '8th JAC', '9th JAC' (highlighted in yellow), '10th JAC', and '11th JAC'.

EMBIBE

English ▾ Student Educator

Delivering personalised education for every achiever in the land of **Birsa Munda**

Journey of making every student self-reliant through excellent education

Student Registration Student Login

Personalised Learning for

6th to 12th Jharkhand Board & Many More Exams

7th JAC 8th JAC **9th JAC** 10th JAC 11th JAC

Click on the Student Login button

STEP 5

Enter the **Mobile Number/Email ID** and **Password**.



×

Login as a Student

Mobile / Email

Password

[Forgot Password?](#)

[Sign in using OTP](#)

New to Embibe? [Sign Up](#)

Enter the Mobile Number/Email ID that you used for registration here

Enter your Password

STEP 6

Click on the **Login** button.



×

Login as a Student

Mobile / Email

Password

Forgot Password?

Login

Sign in using OTP

New to Embibe? [Sign Up](#)

Click on the Login button



You will land on the homepage of the Embibe Student App

EMBIBE Home Learn Practice Test Achieve

Learn about Wasted Attempts
Make the most of Embibe

1 min 35 sec 80

The wasted attempts take away precious marks as these are incorrect attempts made in hurry. The video below will give you an insight on how to minimise such attempts.

Watch

10th Jharkha...

MY HOME REVISION LISTS MY TIMELINE

Assignment from My Parents

Get rewarded for your studies
Show your parents all your awesome work!

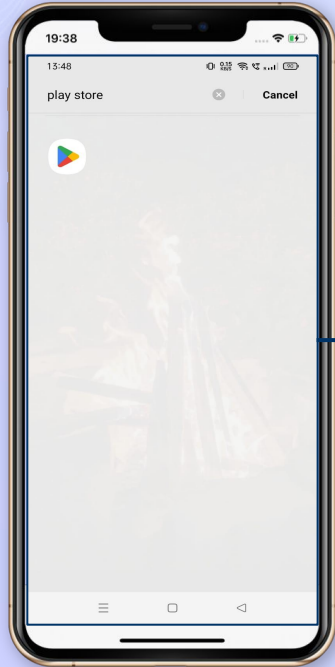
Invite a Parent
Earn 500

WASTED ATTEMPTS
now them and avoid them

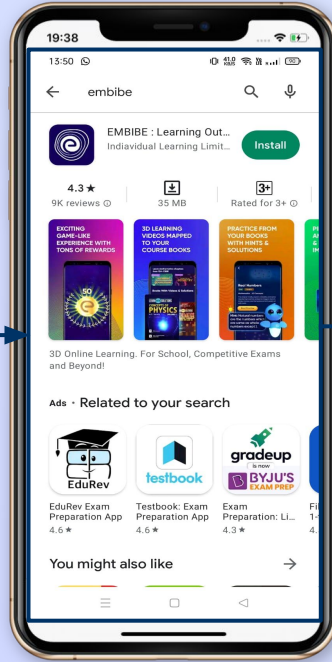
Ask a Doubt

STEP-BY-STEP PROCESS TO DOWNLOAD
EMBIBE **STUDENT APP**

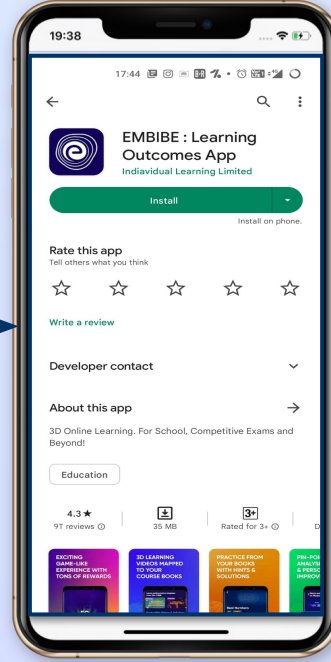
STEP 1-4 Step-by-step process to download Embibe Student App



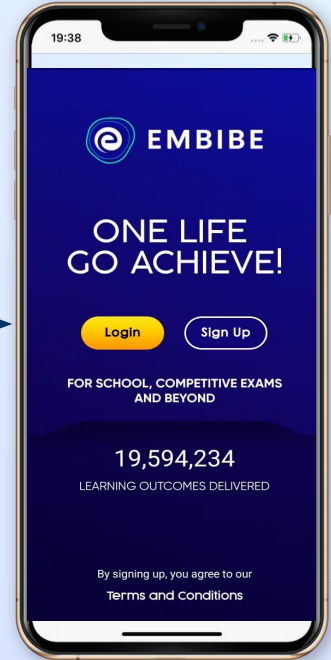
Go To Play Store



Search For Embibe App

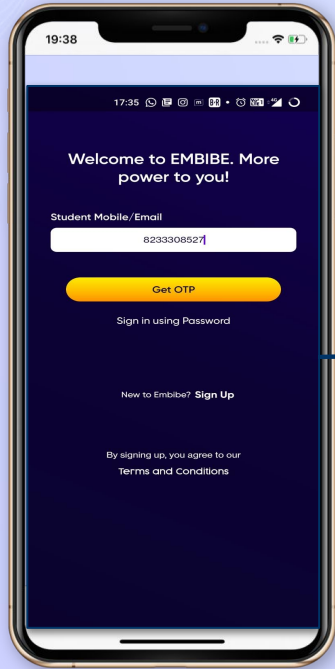


Click to install and Download the app in your phone

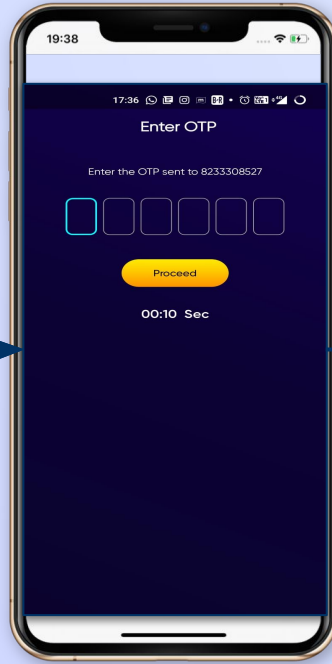


Open App and Click Login

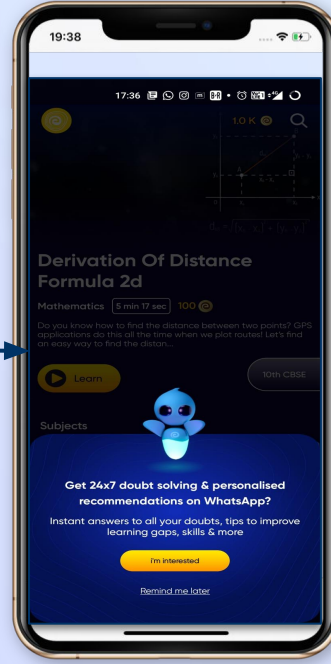
STEP 5-8 Step-by-step process to download Embibe Student App



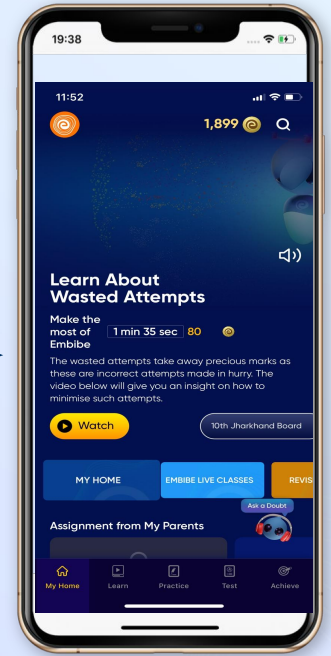
Enter REGISTERED Mobile Number



Enter OTP and Proceed



Opt in for personalized recommendations on Whatsapp




Start Embibing

STUDENT APP


Delivering personalised learning to every student!

LEARN



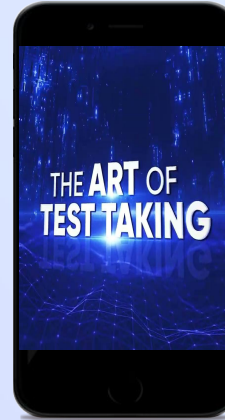
- Video-based learning aligned with your reference books
- Owned high-resolution 3D animated explainer videos
- Feature videos curated from YouTube to enhance learning 25K+ videos on the platform
- 9K+ owned videos

PRACTICE



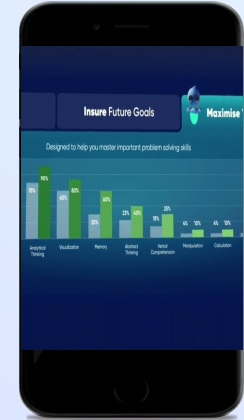
- Adaptive AI-powered practice
- Practice from popular books
- Practice previous year's questions
- Created over 2.5M questions

TEST



- Chapter, subject, and full tests
- Attempt previous years papers
- Create your own test.
- Over 54K preset tests

ACHIEVE



- Leveraging a diagnostic test to assess knowledge gaps
- Predicting improvement in scores basis learning pace
- Creating a personalized achievement journey
- Getting students to start their journey & playing back progress