



EMBIBE

The Most Powerful Education Platform Ever Invented

Estd. 2012



Welcome to Embibe, the most powerful platform ever invented!

EMBIBE is India's leading ed-tech platform, powered by Artificial Intelligence, designed to deliver truly personalised learning and outcomes for each student. It is the only platform with products catering to the entire education ecosystem, including students, parents, teachers, schools, and the administration.

In order to experience the platform to its full potential, you'll need to register to the Embibe platform first.

While registering, as a Student you need to add the following details:

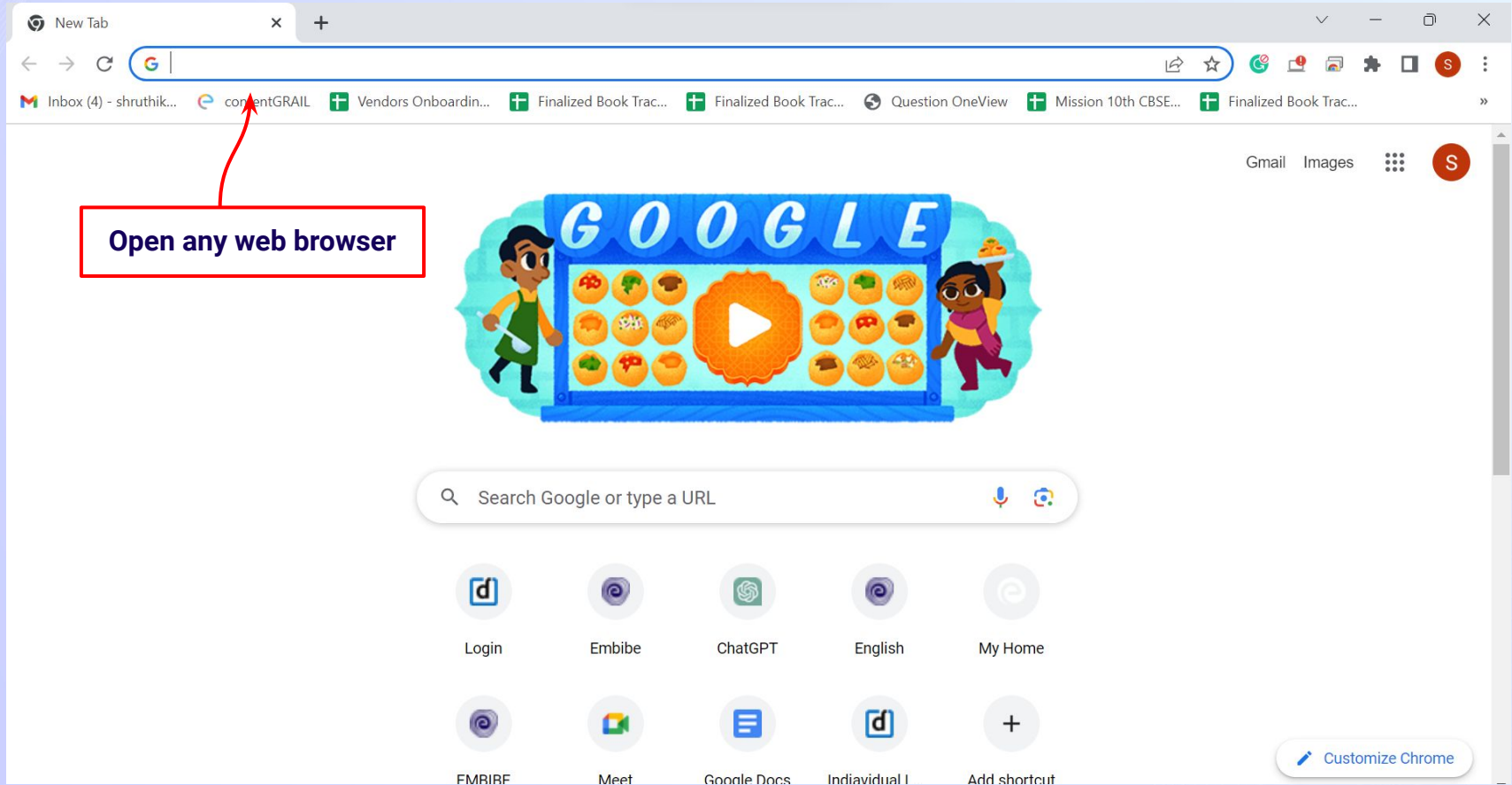
- **Details of your school,Class and section**
- **Details of the Devices available**

The screenshot shows the Embibe website homepage. At the top left is the Embibe logo. At the top right are two buttons: "Student" (highlighted in yellow) and "Educator". The main heading reads: "Delivering personalised education for every achiever in the land of Eliezer Joldan". Below this is a sub-heading: "Journey of making every student self-reliant through excellent education". To the right of the text is a portrait of a man, Eliezer Joldan, with a map of India in the background. Below the text are two buttons: "Student Registration" (highlighted in yellow) and "Student Login". Below these buttons is the text "Personalised Learning for 6th to 12th Ladakh Board & Many More Exams". At the bottom, there are five buttons: "6th Ladakh Board", "7th Ladakh Board", "8th Ladakh Board" (highlighted in yellow), "9th Ladakh Board", and "SSC". At the very bottom, there are five buttons: "LEARN", "PRACTICE", "TEST", "ACHIEVE", and "ASK". In the bottom right corner, there is a small "Chat with Us" button.



STEP-BY-STEP REGISTRATION ONTO THE EMBIBE **STUDENT PLATFORM**

STEP 1 | Open any web browser in your device.



STEP 2

Type the **URL** <https://gov.embibe.com/ladakh> in the browser.



Inbox (4) - s

Finalized Book Trac...

Gmail Images

Type the URL:
<https://gov.embibe.com/ladakh>

Google

Search Google or type a URL

Login EMBIBE My Home ChatGPT EMBIBE

Meet Google Docs Track Google Sheets Add shortcut

Customize Chrome



Delivering personalised education for every achiever in the land of **Eliezer Joldan**
Journey of making every student self-reliant through excellent education

Student Registration

Student Login

Personalised Learning for

6th to 12th Ladakh Board & Many More Exams

Student

Educator

Click on Student



9th Ladakh

SSC

11th Ladakh

HSC

CBSE

Chat With Us



STEP 4

Click on the **Student Registration** button.



Student

Educator

Delivering personalised
education for every achiever in
the land of **Eliezer Joldan**
Journey of making every student
self-reliant through excellent
education



Student Registration

Student Login

Click on Student Registration

Personalised Learning for

6th to 12th Ladakh Board & Many More Exams

9th Ladakh

SSC

11th Ladakh

HSC

CBSE

Chat With Us



STEP 5 | Enter **UDISE Code** of your school (If you know it).



1

Step 1 of 3
School Details

○ ● ○ ○

Create Your Student Account

Verify your School Details to get Started with Embibe

To ensure that only students can access our platform, we need to verify your school's details.
Please enter your school UDISE code below

UDISE Code*

[Find your UDISE code](#)

Enter your School UDISE Code of your school

Details of your school will appear after entering the UDISE code

2

Step 1 of 3
School Details

● ○ ○

Create Your Student Account

Verify your School Details to get Started with Embibe

To ensure that only students can access our platform, we need to verify your school's details.
Please enter your school UDISE code below

UDISE Code*

 X

The details for the above UDISE Code are:

P/S CHANGA

School Category: Primary
State: Ladakh
District: LEH (LADAKH)
Block / Taluka: KHARU
Village: CHANGA
PIN Code: 194201

[This is My School](#)

[Not your School? Change UDISE Code](#)

STEP 6 Click on **Find your UDISE code** (If you do not know it).



Step 1 of 3
School Details

● — ○ — ○

Create Your Student Account

Verify your School Details to get Started with Embibe

To ensure that only students can access our platform, we need to verify your school's details.
Please enter your school UDISE code below

UDISE Code*

[Find your UDISE code](#)

If the UDISE code is not known, then click on "Find your UDISE code"

[Find your UDISE code](#)

STEP 7

Click on **Find your UDISE code** (If you do not know it).



Find your UDISE code

Download the excel file and search the UDISE Code by any of the options

- Your School Name
- Your Area Pin Code

Download

Search By PIN Code

How to find UDISE? [Watch Video](#)

If you do not know the UDISE Code, watch video to see how to find the UDISE Code

STEP 7 Click on the **Download** button to get the list of UDISE codes.



Find your UDISE code

Download the excel file and search the UDISE Code by any of the options

- Your School Name
- Your Area Pin Code

Download

Search By PIN Code

How to find UDISE? [Watch Video](#)

blockName	clusterNam	districtNam	pincode	schoolMan:	schoolNam	schoolType	stateName	udiseCode	villageName
KHARU	M/S MARTS	LEH (LADAK	194201	Departmen	P/S CHANG	educationa	Ladakh	37070300501	CHANGA
KHARU	H/S IGOO	LEH (LADAK	194201	Departmen	P/S LANKOF	educationa	Ladakh	37070300303	IGOO
KHARU	M/S CHEMI	LEH (LADAK	194102	Departmen	M/S CHEMI	educationa	Ladakh	37070300201	CHEMDAY
KHARU	M/S CHEMI	LEH (LADAK	194201	Governmer	GONPA SCH-Boys		Ladakh	37070300208	CHEMDAY
KHARU	M/S KANGK	LEH (LADAK	194201	Departmen	M/S TAGAR	educationa	Ladakh	37070300103	SAKTI
KHARU	M/S CHEMI	LEH (LADAK	194201	Departmen	P/S NALLA	educationa	Ladakh	37070300105	SAKTI
KHARU	M/S KANGK	LEH (LADAK	194201	Departmen	M/S KENKA	educationa	Ladakh	37070300104	SAKTI
KHARU	H/S SHARA	LEH (LADAK	194201	Departmen	P/S SHARN	educationa	Ladakh	37070300404	SHARA
KHARU	M/S CHEMI	LEH (LADAK	194201	Departmen	P/S YOKNO	educationa	Ladakh	37070300203	CHEMDAY
KHARU	H/S IGOO	LEH (LADAK	194201	Departmen	H/S IGOO	educationa	Ladakh	37070300301	IGOO
KHARU	M/S KANGK	LEH (LADAK	194201	Private Una	PVT/S MAN	educationa	Ladakh	37070300106	SAKTI
KHARU	M/S KANGK	LEH (LADAK	194201	Departmen	M/S TAKNA	educationa	Ladakh	37070300102	SAKTI
KHARU	M/S KANGK	LEH (LADAK	194201	Departmen	HR/SEC/SCI	educationa	Ladakh	37070300108	SAKTI
KHARU	H/S IGOO	LEH (LADAK	194201	Departmen	M/S INTSE	educationa	Ladakh	37070300304	IGOO
KHARU	H/S SHARA	LEH (LADAK	194201	Departmen	H/S SHARA	educationa	Ladakh	37070300401	SHARA
KHARU	H/S GIA	LEH (LADAK	194201	Departmen	P/S UPSHI	educationa	Ladakh	37070300701	UPSHI
KHARU	H/S SHARA	LEH (LADAK	194201	Departmen	P/S PHUCHI	educationa	Ladakh	37070300403	SHARA
KHARU	H/S IGOO	LEH (LADAK	194201	Departmen	M/S POKTS	educationa	Ladakh	37070300302	IGOO
KHARU	M/S CHEMI	LEH (LADAK	194201	Departmen	KGBV KHAR	Girls	Ladakh	37070300210	CHEMDAY
KHARU	H/S SHARA	LEH (LADAK	194201	Departmen	P/S TUNA	educationa	Ladakh	37070301105	GIA

**Click on the
Download button**

STEP 8 *Click on the Search by PIN Code button.*



You can search your UDISE code through your area PIN Code

1

Find your UDISE code

Download the excel file and search the UDISE Code by any of the options

- Your School Name
- Your Area Pin Code

Download

Search By PIN Code

How to find UDISE? [Watch Video](#)

Click here

Enter your School Area Pincode and Search for your School by PIN Code

2

Find Your UDISE Code

Search For Your School By PIN Code

Enter PIN code

Find your School by PIN Code Location

Enter your area PIN Code here

STEP 9

Enter the area **PIN Code** of your school.



1

Find Your UDISE Code

Search For Your School By PIN Code

By PIN Code

194201
KHARU, LEH (LADAKH), Ladakh

Select your school from the list of schools that populates here

The drop down will show the schools mapped with the entered PIN code

2

Find Your UDISE Code

Search For Your School By PIN Code

48 results

- P/S TUNA**
37070301105
- M/S RAMBIRPUR**
37070401401
- H/S SHEY**
37070401201
- M/S KENKAR**
37070300104
- ARMY GOODWILL SCHOOL KHARU**
37070301202
- P/S KILIBUK**
37070401302
- PS Hemis**
37070300902
- PS Takchu**
37070300209



Step 1 of 3
School Details

○ — ○ — ○

Create Your Educator Account

Verify your School Details to get Started with Embibe

To ensure that only Educator can access our platform, we need to verify your School's details.
Please enter your School UDISE Code below

UDISE Code*

The details of the above UDISE Code are:

P/S TUNA
School Category: Primary
State: Ladakh
District: LEH (LADAKH)
Block / Taluka: KHARU
Village: GIA
PIN Code: 194201

[This is My School](#)

[Not your School? Change UDISE Code](#)

Verify your school details

STEP 11 | Click on the **This is My School** button.



Step 1 of 3
School Details

Create Your Educator Account

Verify your School Details to get Started with Embibe

To ensure that only Educator can access our platform, we need to verify your School's details.
Please enter your School UDISE Code below

UDISE Code*

37070301105

The details of the above UDISE Code are:

P/S TUNA
School Category: Primary
State: Ladakh
District: LEH (LADAKH)
Block / Taluka: KHARU
Village: GIA
PIN Code: 194201

This is My School

[Not your School? Change UDISE Code](#)

Click on the **This is My School** button



STEP 12 | Create your **Student Account** by providing your personal details. Enter your name.

Enter your first name in Field 1
and your last name in Field 2

Step 2 of 3
Personal Details

Create Your Student Account

Fill up your Personal detail to get Started with EMBIBE

First Name* **1**

Last Name ^① **2**

Gender*

Mobile Number*

Date Of Birth*

Category*

Parent / Guardian Name*

Parent / Guardian Mobile Number*

Same as Student Number

Password*

Confirm Password*

[Previous](#) [Next](#)

By signing up, you agree to our [Terms and Conditions](#)

STEP 13 | Select your gender.



Select your gender from the dropdown

Step 2 of 3
Personal Details

Create Your Student Account
Fill up your Personal detail to get Started with EMBIBE

First Name*

Last Name ¹

Gender* ³
 ▲
Male
Female
Transgender

Mobile Number*

Category* ▼

Parent / Guardian name

Parent / Guardian Mobile Number*
 Same as Student Number

Password*

Confirm Password*

By signing up, you agree to our [Terms and Conditions](#)

STEP 14 | Enter your 10-digit *mobile number*.



Enter your mobile number in Field 4

Step 2 of 3
Personal Details

Create Your Student Account
Fill up your Personal detail to get Started with EMBIBE

First Name*	Last Name ⓘ
<input type="text"/>	<input type="text"/>
Gender*	Mobile Number* 4
<input type="text"/>	<input type="text" value="Enter mobile number"/>
Date Of Birth*	Category*
<input type="text" value="dd-mm-yyyy"/>	<input type="text" value="Choose Category"/>
Parent / Guardian Name*	Parent / Guardian Mobile Number*
<input type="text" value="Enter Parent / Guardian Name"/>	<input type="text" value="Enter Parent / Guardian Mobile Number"/>
Password*	<input type="checkbox"/> Same as Student Number
<input type="text" value="Enter Password"/>	Confirm Password*
	<input type="text" value="Confirm Your Password"/>

By signing up, you agree to our [Terms and Conditions](#)

STEP 15 | Select and enter your **date of birth** from the calendar.



Select your date of birth from the Calendar in Field 5

Step 2 of 3
Personal Details

Create Your Student Account


Fill up your Personal detail to get Started with EMBIBE

First Name*

Last Name ¹

Gender*

Mobile Number*

Date Of Birth* 

Category*

Parent / Guardian Mobile Number*

Same as Student Number

Confirm Password*

By signing up, you agree to our [Terms and Conditions](#)

Su	Mo	Tu	We	Th	Fr	Sa
		1	2	3	4	5
6	7	8	9	10	11	12
13	14	15	16	17	18	19
20	21	22	23	24	25	26
27	28	29	30	31		

STEP 16 Choose the **category** you are assigned to.



Select your category in Field 6

Step 2 of 3
Personal Details

Create Your Student Account

Fill up your Personal detail to get Started with EMBIBE

First Name*	Last Name ⓘ
<input type="text"/>	<input type="text"/>
Gender*	Mobile Number*
<input type="text"/>	<input type="text" value="Enter mobile number"/>
Date Of Birth*	Category* 6
<input type="text" value="dd-mm-yyyy"/>	<input type="text" value="Choose Category"/>
Parent / Guardian Name*	General (Gen)
<input type="text" value="Enter Parent / Guardian Name"/>	Scheduled Castes (SC)
Password*	Scheduled Tribes (ST)
<input type="text" value="Enter Password"/>	Other Backward Classes (OBC)
	Persons With Disabilities (PWD)

Previous Next

By signing up, you agree to our [Terms and Conditions](#)

STEP 17 | Enter either of your parent/guardian names.



Step 2 of 3
Personal Details

Create Your Student Account

Fill up your Personal detail to get Started with EMBIBE

First Name*	Last Name ⓘ
<input type="text" value="Enter First Name"/>	<input type="text" value="Enter Last Name"/>
Gender*	Mobile Number*
<input type="text" value="Choose Gender"/>	<input type="text" value="Enter mobile number"/>
Date Of Birth*	Category*
<input type="text" value="dd-mm-yyyy"/>	<input type="text" value="Choose Category"/>
Parent / Guardian Name* 7	Parent / Guardian Mobile Number*
<input type="text" value="Enter Parent / Guardian Name"/>	<input type="text" value="Enter Parent / Guardian Mobile Number"/>
	<input type="checkbox"/> Same as Student Number
Password*	Confirm Password*
<input type="text" value="Enter Password"/>	<input type="text" value="Confirm Your Password"/>

Previous Next

Enter either of your parent names in Field 7

STEP 18 | Enter your parent/guardian's mobile number.



Enter your parent/guardian's mobile number in Field 8.

If their number is the same as entered already, check this box.

Step 2 of 3
Personal Details

Create Your Student Account

Fill up your Personal detail to get Started with EMBIBE

First Name*	Last Name ⓘ
<input type="text" value="Enter First Name"/>	<input type="text" value="Enter Last Name"/>
Gender*	Mobile Number*
<input type="text" value="Choose Gender"/>	<input type="text" value="Enter mobile number"/>
Date Of Birth*	Category*
<input type="text" value="dd-mm-yyyy"/>	<input type="text" value="Choose Category"/>
Parent / Guardian Name*	Parent / Guardian Mobile Number* 8
<input type="text" value="Enter Parent / Guardian Name"/>	<input type="text" value="Enter Parent / Guardian Mobile Number"/>
Password*	<input type="checkbox"/> Same as Student Number
<input type="text" value="Enter Password"/>	<input type="text" value="Confirm Your Password"/>

Previous Next

STEP 19 | Create a *password*.



Step 2 of 3

Personal Details



Create Your Student Account

Fill up your Personal detail to get Started with EMBIBE

First Name*

Enter First Name

Last Name ⓘ

Enter Last Name

Gender*

Choose Gender ▼

Mobile Number*

Enter mobile number

Date Of Birth*

dd-mm-yyyy 📅

Category*

Choose Category ▼

Parent / Guardian Name*

Enter Parent / Guardian Name

Parent / Guardian Mobile Number*

Enter Parent / Guardian Mobile Number

Same as Student Number

Password*

Enter Password | 🔒

Confirm Password*

Confirm Your Password | 🔒

Previous

Next

Enter a password of your choice for the Embibe Student App login in Field 9

STEP 20 Re-enter and confirm your password.



Re-enter the password to confirm it in Field 10

Step 2 of 3
Personal Details

Create Your Student Account

Fill up your Personal detail to get Started with EMBIBE

First Name*	Last Name ⓘ
<input type="text" value="Enter First Name"/>	<input type="text" value="Enter Last Name"/>
Gender*	Mobile Number*
<input type="text" value="Choose Gender"/>	<input type="text" value="Enter mobile number"/>
Date Of Birth*	Category*
<input type="text" value="dd-mm-yyyy"/>	<input type="text" value="Choose Category"/>
Parent / Guardian Name*	Parent / Guardian Mobile Number*
<input type="text" value="Enter Parent / Guardian Name"/>	<input type="text" value="Enter Parent / Guardian Mobile Number"/>
Password*	<input type="checkbox"/> Same as Student Number
<input type="text" value="Enter Password"/>	10 <input type="text" value="Confirm Your Password"/>

Previous Next

STEP 21 | Click on the **Next** button.



Click on the **Next** button

Step 2 of 3
Personal Details

Create Your Student Account
Fill up your Personal detail to get Started with EMBIBE

First Name*	Last Name ⓘ
<input type="text"/>	<input type="text"/>
Gender*	Mobile Number*
<input type="text"/>	<input type="text"/>
Date Of Birth*	Category*
<input type="text"/>	<input type="text"/>
Parent / Guardian Name*	Parent / Guardian Mobile Number*
<input type="text"/>	<input type="text"/>
Password*	Confirm Password*
<input type="password"/>	<input type="password"/>

Same as Student Number

By signing up, you agree to our [Terms and Conditions](#)

STEP 22 | Enter the 6-digit **One-Time Password** received as SMS.



After clicking on the **Next** button, you will receive a 6-digit OTP on your registered mobile number

Verify your mobile number

Enter the OTP sent to

[Blurred mobile number]

[Six empty boxes for OTP digits]

Verify OTP

Resend OTP

Enter the 6-digit OTP received on your registered mobile number

If you have not received the OTP in under 15 seconds, click on Resend OTP.

STEP 23 Click on the **Verify OTP** button.



Verify your mobile number

Enter the OTP sent to

○ ○ ○ ○ ○ ○

Verify OTP

[Resend OTP](#)

Click on the Verify OTP button

STEP 24 Enter the details of the **Personal Device and Internet Connection** available.



Progress indicator: 3 steps, 2nd step active

Create Your Student Account

Fill up your Class / Classes detail to get Started with EMBIBE

Personal Device and Internet Details

Do you have the following Device(s) at Home?*

- Personal Smart Phone
- Personal Tablet
- PC / Desktop
- Laptop / Notebook
- I don't have any Device at Home

Do you have Internet Access at Home?*

Yes No

Are any of these Device(s) your own?*

No, I share my Parent's Device(s)

Note: Careful attention to detail leads to the best learning experience. Please make sure you have added all of your details correctly

Proceed

Select the device(s) available at home



STEP 25 | If you have **no available device**, select accordingly.

If you don't have any device(s) available at home, then select the option "I don't have any device at home"

Create Your Student Account

Fill up your Class / Classes detail to get Started with EMBIBE

Personal Device and Internet Details

Do you have the following Device(s) at Home?*

- Personal Smart Phone
- Personal Tablet
- PC / Desktop
- Laptop / Notebook
- I don't have any Device at Home

Do you have Internet Access at Home?*

Yes No

Are any of these Device(s) your own?*

No, I share my Parent's Device(s)

Note: Careful attention to detail leads to the best learning experience. Please make sure you have added all of your details correctly

Proceed

STEP 26 | Select availability of internet at home.



Progress indicator: 3 steps, 2nd step active.

Create Your Student Account

Fill up your Class / Classes detail to get Started with EMBIBE

Personal Device and Internet Details

Do you have the following Device(s) at Home?*

- Personal Smart Phone
- Personal Tablet
- PC / Desktop
- Laptop / Notebook
- I don't have any Device at Home

Do you have Internet Access at Home?*

Yes No

Are any of these Device(s) your own?*

No, I share my Parent's Device(s)

Note: Careful attention to detail leads to the best learning experience. Please make sure you have added all of your details correctly

[Proceed](#)

If you have internet access at home, kindly select Yes. Otherwise, select No

STEP 27 | Select **Yes** if it is your **own device**.



Are any of these Device(s) your own?*

No, I share my Parent's Device(s)

Yes, I have my own Device(s)

Your Class / Classes Details

Select Your School Board*

Class / Classes*

Section*

Note: Careful attention to detail leads to the best learning experience. Please make sure you have added all of your details correctly

Proceed

If the above-mentioned device(s) is used only by you, select **Yes**. Otherwise, select **No**

STEP 28 | Select your school board.



Select the board of your school

The screenshot shows a dark-themed form titled "Create Your Student Account". At the top, there are three progress indicators. Below the title, it says "Fill up your Class / Classes detail to get Started with EMBIBE". The form contains several sections: a device ownership question with two radio button options, a "Your Class / Classes Details" section with a red box around the "Select Your School Board*" dropdown menu, a "Class / Classes*" dropdown menu, and a "Section*" text input field. A note at the bottom states: "Note: Careful attention to detail leads to the best learning experience. Please make sure you have added all of your details correctly". A yellow "Proceed" button is at the bottom right.

Create Your Student Account

Fill up your Class / Classes detail to get Started with EMBIBE

Are any of these Device(s) your own?*

No, I share my Parent's Device(s)

Yes, I have my own Device(s)

Your Class / Classes Details ^

Select Your School Board*

Class / Classes*

Choose Class / Classes ▾

Section*

Note: Careful attention to detail leads to the best learning experience. Please make sure you have added all of your details correctly

Proceed

STEP 29 | Select the **class** you are studying in.



Step 3 of 3

Class / Classes Details

● — ● — ●

Create Your Student Account

Fill up your Class / Classes detail to get Started with EMBIBE

Yes, I have my own Device(s)

Your Class / Classes Details

Select Your School Board*

Class / Classes*

Choose Class / Classes ▲

6th	_____
7th	_____
8th	_____
9th	_____
10th	_____

Note: Careful attention to detail leads to the best learning experience. Please make sure you have added all of your details correctly

Proceed

Select the class you are studying in from the drop down

STEP 30 | Select the **section** you belong to in your class.



Step 3 of 3
Class / Classes Details

○ — ○ — ○

Create Your Student Account

A
B
C
D
E

Choose Section

Select Medium Of Insturction*

Select Medium of Insturction

Note: Careful attention to detail leads to the best learning experience. Please make sure you have added all of your details correctly

Select the section you belong to

STEP 31 | Select the *medium of instruction* in your school.



Progress indicator: 3 steps, 2 completed.

Create Your Student Account

Fill up your Class / Classes detail to get Started with EMBIBE

[Redacted field]

Class / Classes*

Choose Class / Classes ▼

Section*

Choose Section ▼

Select Medium Of Insturction*

Select Medium of Insturction ▼

Note: Careful attention to detail leads to the best learning experience. Please make sure you have added all of your details correctly

Proceed

Select the medium of instruction from the drop down

In case your school has only one medium of instruction, this field will be populated automatically

STEP 32 Click on the **Proceed** button.



**Click on the
Proceed button**

Create Your Student Account

Fill up your Class / Classes detail to get Started with EMBIBE

Select Your School Board*

Class / Classes*

6th

Section*

B

Select Medium Of Insturction*

English

Note: Careful attention to detail leads to the best learning experience. Please make sure you have added all of your details correctly

Proceed

You will land on the homepage of the Embibe Student App



Home Learn Practice Test Achieve



Learn about Wasted Attempts Make the most of Embibe

1 min 35 sec

80

The wasted attempts take away precious marks as these are incorrect attempts made in hurry. The video below will give you an insight on how to minimise such attempts.

Watch

MY HOME

REVISION LISTS

MY TIMELINE



10th Ladakh ...

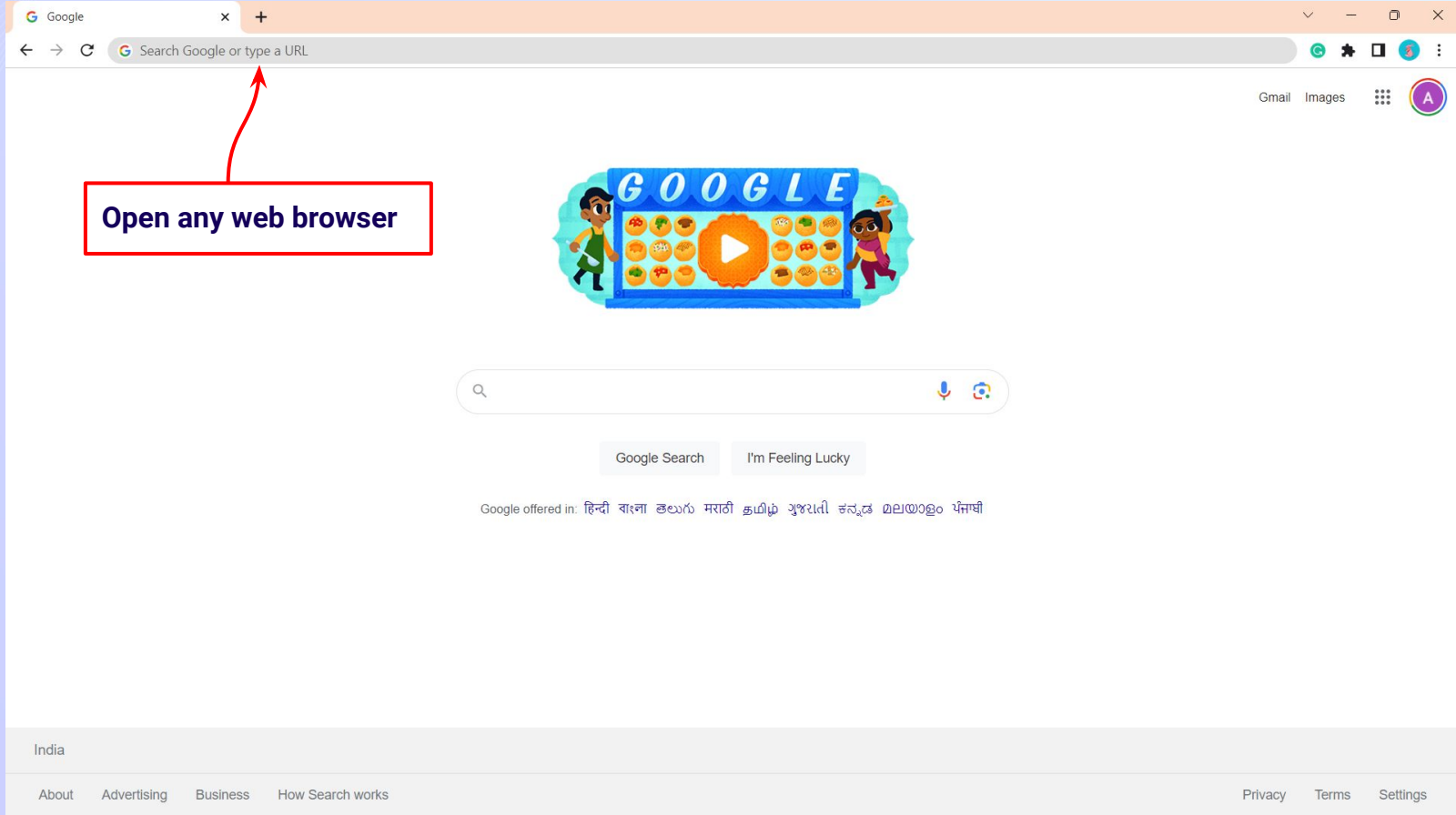
Ask a Doubt





STEP-BY-STEP LOGIN PROCESS TO EMBIBE STUDENT PLATFORM

STEP 1 *Open any web browser in your device.*



STEP 2

Type the **URL** <https://gov.embibe.com/ladakh> in the browser.



Inbox (4) - s

Finalized Book Trac...

Gmail Images

Type the URL:
<https://gov.embibe.com/ladakh>

Google

Search Google or type a URL

Login EMBIBE My Home ChatGPT EMBIBE

Meet Google Docs Track Google Sheets Add shortcut

Customize Chrome



Delivering personalised education for every achiever in the land of **Eliezer Joldan**
Journey of making every student self-reliant through excellent education

Student Registration

Student Login

Personalised Learning for

6th to 12th Ladakh Board & Many More Exams

Student

Educator

Click on Student



9th Ladakh

SSC

11th Ladakh

HSC

CBSE

Chat With Us



STEP 4 | Click on the **Student Login** button.



Student Educator

Delivering personalised education for every achiever in the land of **Eliezer Joldan**
Journey of making every student self-reliant through excellent education



Click on the Student Login button

Student Registration

Student Login

Personalised Learning for

6th to 12th Ladakh Board & Many More Exams

9th Ladakh

SSC

11th Ladakh

HSC

CBSE

Chat With Us



STEP 5

Enter the **Mobile Number/Email ID** and **Password**.



×

Login as a Student

Mobile / Email

Password

Forgot Password?

Login

Sign in using OTP

New to Embibe? [Sign Up](#)

Enter the Mobile Number/Email ID that you used for registration here

Enter your Password

STEP 6

Click on the **Login** button.



×

Login as a Student

Mobile / Email

Password

Forgot Password?

Login

Sign in using OTP

New to Embibe? [Sign Up](#)

Click on the Login button



You will land on the homepage of the Embibe Student App



Home Learn Practice Test Achieve



Learn about Wasted Attempts Make the most of Embibe

1 min 35 sec 80 @

The wasted attempts take away precious marks as these are incorrect attempts made in hurry. The video below will give you an insight on how to minimise such attempts.

Watch

MY HOME

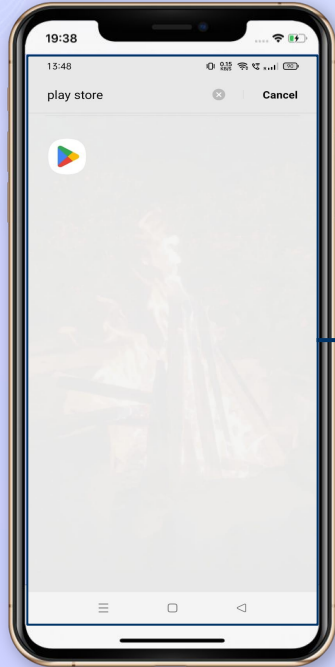
REVISION LISTS

MY TIMELINE

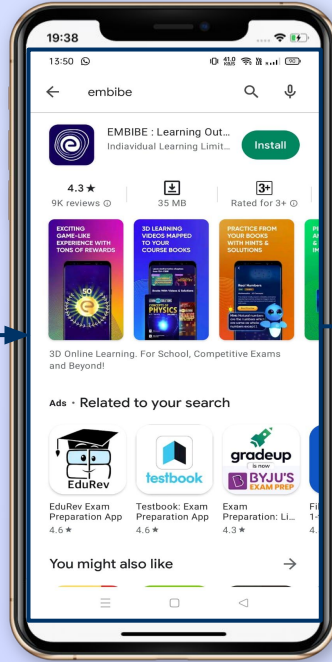


STEP-BY-STEP PROCESS TO DOWNLOAD
EMBIBE **STUDENT APP**

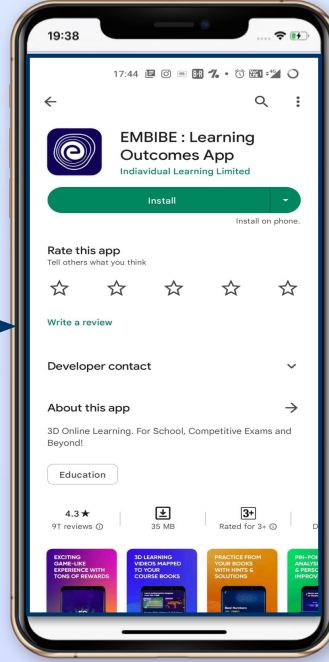
STEP 1-4 Step-by-step process to download Embibe Student App



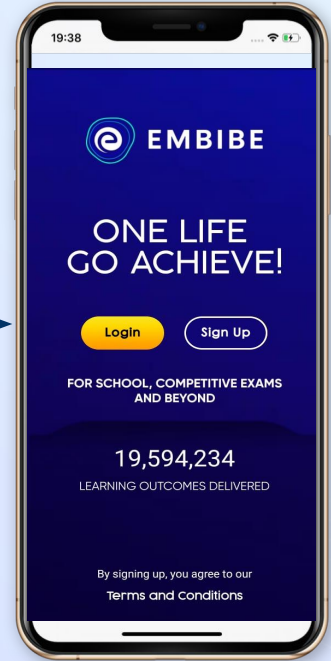
Go To Play Store



Search For Embibe App

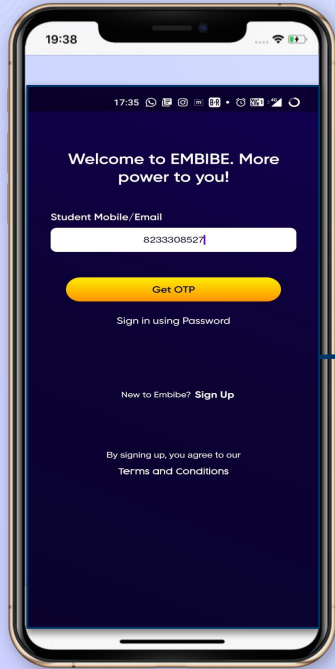


Click to install and Download the app in your phone

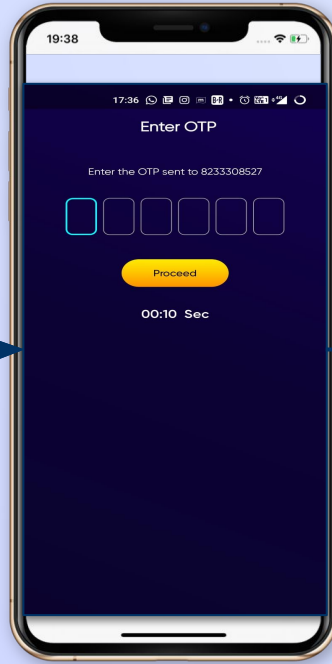


Open App and Click Login

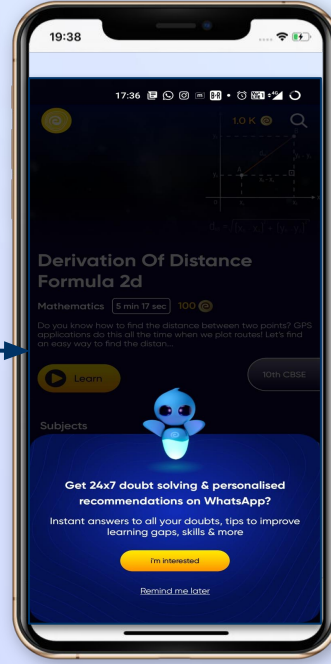
STEP 5-8 Step-by-step process to download Embibe Student App



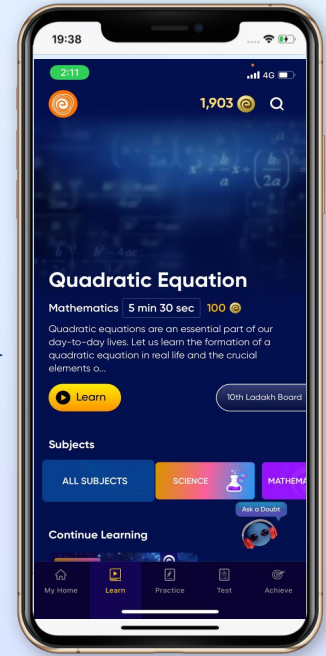
Enter REGISTERED Mobile Number



Enter OTP and Proceed



Opt in for personalized recommendations on Whatsapp




Start Embibing



STUDENT APP

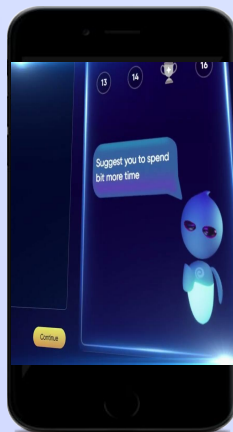
Delivering personalised learning to every student!

LEARN



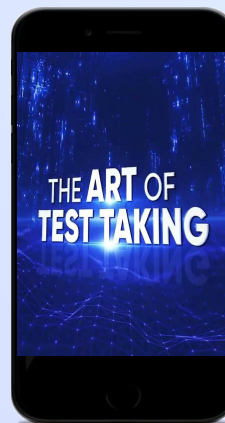
- Video-based learning aligned with your reference books
- Owned high-resolution 3D animated explainer videos
- Feature videos curated from YouTube to enhance learning 25K+ videos on the platform
- 9K+ owned videos

PRACTICE



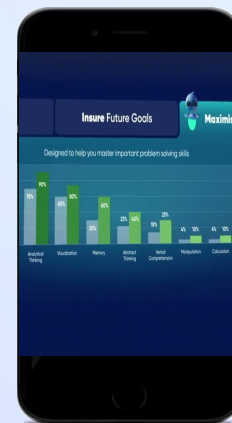
- Adaptive AI-powered practice
- Practice from popular books
- Practice previous year's questions
- Created over 2.5M questions

TEST



- Chapter, subject, and full tests
- Attempt previous years papers
- Create your own test.
- Over 54K preset tests

ACHIEVE



- Leveraging a diagnostic test to assess knowledge gaps
- Predicting improvement in scores basis learning pace
- Creating a personalized achievement journey
- Getting students to start their journey & playing back progress