



EMBIBE

The Most Powerful Education Platform Ever Invented

Estd. 2012

Welcome to Embibe, the most powerful platform ever invented!

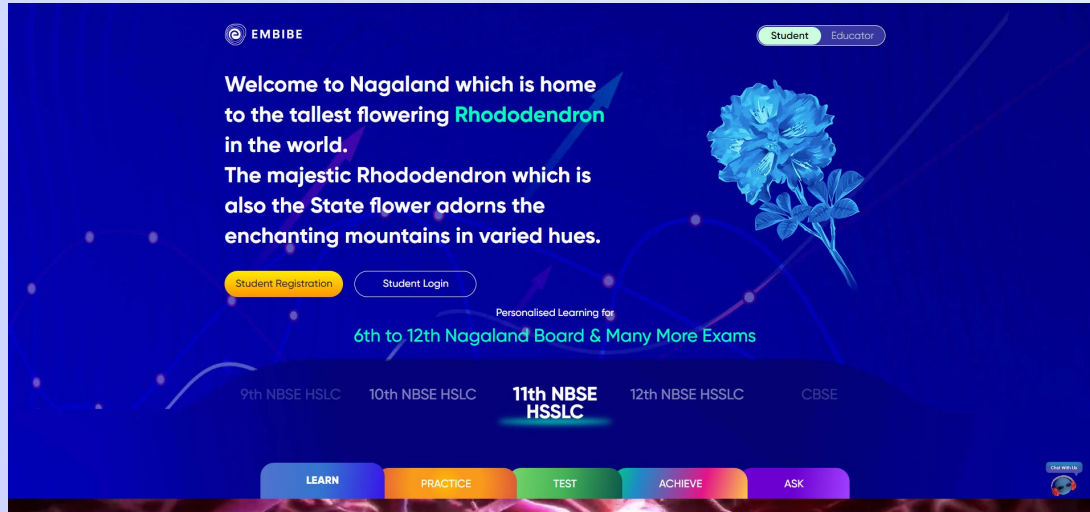


Embibe is India's leading ed-tech platform, powered by Artificial Intelligence, designed to deliver truly personalised learning and outcomes for each student. It is the only platform with products catering to the entire education ecosystem, including students, parents, teachers, schools, and the administration.

In order to experience the platform to its full potential, you'll need to register first.

While registering, as a student you need to add the following details:

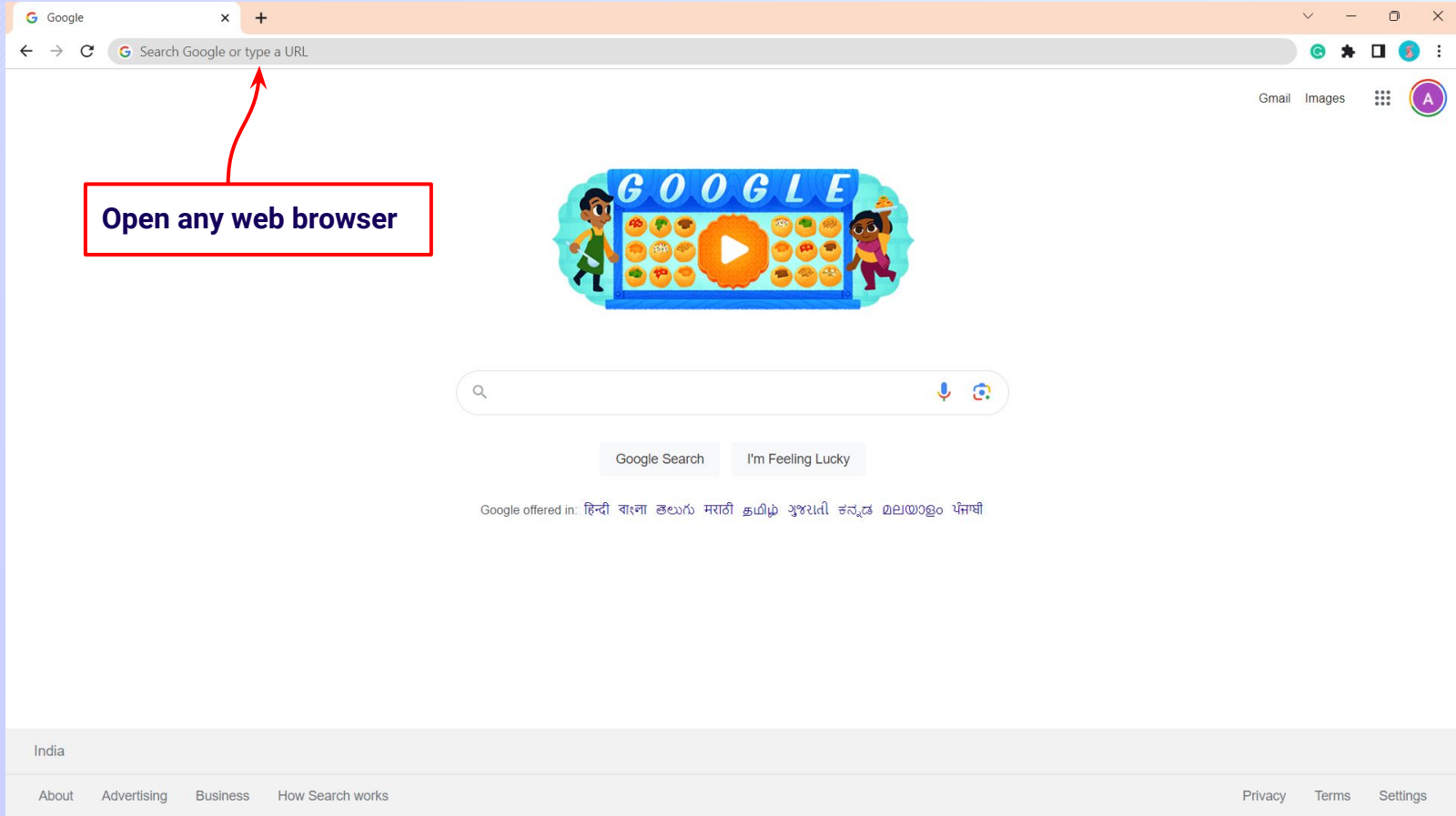
- **Details of your school, class and section**
- **Details of the devices available**





STEP-BY-STEP REGISTRATION PROCESS TO EMBIBE **STUDENT PLATFORM**

STEP 1 *Open any web browser in your device.*



STEP 2

Type the **URL** <https://gov.embibe.com/nagaland> in the browser.



The image shows a browser window with the address bar containing the URL <https://gov.embibe.com/nagaland>. A dropdown menu is visible below the address bar, showing the same URL and a Google Search option. A red box highlights the URL in the address bar, and a red arrow points from a text box below to it. The text box contains the instruction: **Enter: <https://gov.embibe.com/nagaland>**. Below the browser window is the Google homepage, featuring the Google logo, a search bar with the text "Search Google or type a URL", and several shortcuts: (387) YouTube, Facebook, Yatra.com, Web Store, and Add shortcut.



Student Educator

Welcome to Nagaland which is home to the tallest flowering Rhododendron in the world.

The majestic Rhododendron which is also the State flower adorns the enchanting mountains in varied hues.

Click on Student



Student Registration

Student Login

Personalised Learning for

6th to 12th Nagaland Board & Many More Exams

6th NBSE HSLC

7th NBSE HSLC

8th NBSE HSLC

9th NBSE HSLC

10th NBSE HSLC

Chat With Us



STEP 4

Click on the **Student Registration** button.



Student

Educator

Welcome to Nagaland which is home to the tallest flowering **Rhododendron** in the world.

The majestic Rhododendron which is also the State flower adorns the enchanting mountains in varied hues.



Click on the **Student Registration** button

Student Registration

Student Login

Personalised Learning for

6th to 12th Nagaland Board & Many More Exams

6th NBSE HSLC

7th NBSE HSLC

8th NBSE HSLC

9th NBSE HSLC

10th NBSE HSLC

Chat With Us



STEP 5 Enter **UDISE Code** of your school (If you know it).



1

Step 1 of 3
School Details

● ○ ○

Create Your Student Account

Verify your School Details to get Started with Embibe

To ensure that only students can access our platform, we need to verify your school's details.
Please enter your school UDISE code below

UDISE Code*

[Find your UDISE code](#)

Enter your School UDISE Code of your school

2

Step 1 of 3
School Details

● ○ ○

Create Your Student Account

Verify your School Details to get Started with Embibe

To ensure that only students can access our platform, we need to verify your school's details.
Please enter your school UDISE code below

UDISE Code*

The details for the above UDISE Code are:

GOVERNMENT HIGHER SECONDARY SCHOOL PURANABAZAR

School Department: Directorate of School Education
School Category: Up. Pr. Secondary and Higher Sec
State: Nagaland
District: DIMAPUR
Block / Taluka: KUSHIABILL
Village: PURANABAZAR
PIN Code: 797112

Details of your school will appear after entering the UDISE code

STEP 6 Click on **Find your UDISE code** (If you do not know it).



Step 1 of 3
School Details

● — ○ — ○

Create Your Student Account

Verify your School Details to get Started with Embibe

To ensure that only students can access our platform, we need to verify your school's details.
Please enter your school UDISE code below

UDISE Code*

[Find your UDISE code](#)

If the UDISE code is not known, then click on "Find your UDISE code"



STEP 7

Click on **Find your UDISE code** (If you do not know it).



Find your UDISE code

Download the excel file and search the UDISE Code by any of the options

- Your School Name
- Your Area Pin Code

Download

Search By PIN Code

How to find UDISE? [Watch Video](#)

If you do not know the UDISE Code, watch video to see how to find the UDISE Code

STEP 7 Click on the **Download** button to get the list of UDISE codes.



Find your UDISE code

Download the excel file and search the UDISE Code by any of the options

- Your School Name
- Your Area Pin Code

Download

Search By PIN Code

How to find UDISE? [Watch Video](#)

Click on the Download button

blockName	clusterName	districtName	pincode	schoolCategory	schoolManagement	schoolName	stateName	udiseCode	villageName
KUSHIABILL	KHUSHIABILL	DIMAPUR	797112	Pr. Up Pr. and Se	Private Unaided (Rec	ASSAM RIFLES TRAINING	Nagaland	13060200404	CHEKIYE
KUSHIABILL	KHUSHIABILL	DIMAPUR	797116	Pr. with Up.Pr. s	Private Unaided (Rec	HOLLOTOLI SCHOOL	Nagaland	13060201104	PURANA BAZ
KUSHIABILL	KHUSHIABILL	DIMAPUR	797112	Pr. Up Pr. and Se	Private Unaided (Rec	RICH MOUNT SCHOOL	Nagaland	13060200409	CHEKIYE
KUSHIABILL	KHUSHIABILL	DIMAPUR	797112	Pr. Up Pr. and Se	Private Unaided (Rec	NAZARETH HIGH SCHOOL	Nagaland	13060200306	PURANABAZ
KUSHIABILL	KHUSHIABILL	DIMAPUR	797112	Pr. Up Pr. and Se	Private Unaided (Rec	KING'S WAY SCHOOL	Nagaland	13060201102	PURANA BAZ
KUSHIABILL	DIPHUPAR	DIMAPUR	797116	Primary with Up	Department of Educ	GOVERNMENT MIDDLE S	Nagaland	13060201405	PADUMPUK
KUSHIABILL	DIPHUPAR	DIMAPUR	797112	Upper Pr. and Se	Tribal Welfare Depar	EKLAVYA MODEL RESIDEN	Nagaland	13060202706	DIPHUPAR B
KUSHIABILL	KHUSHIABILL	DIMAPUR	797112	Pr. Up Pr. and Se	Private Unaided (Rec	ST. JOSEPH SCHOOL	Nagaland	13060200403	CHEKIYE
KUSHIABILL	KHUSHIABILL	DIMAPUR	797106	Primary	Department of Educ	GOVERNMENT PRIMARY !	Nagaland	13060200410	CHEKIYE
KUSHIABILL	KHUSHIABILL	DIMAPUR	797112	Pr. with Up.Pr. s	Private Unaided (Rec	CARMEL HIGHER SECOND	Nagaland	13060200406	CHEKIYE
KUSHIABILL	DIPHUPAR	DIMAPUR	797112	Primary	Department of Educ	GOVERNMENT PRIMARY !	Nagaland	13060201301	ERALIBIL
KUSHIABILL	DIPHUPAR	DIMAPUR	797112	Primary	Private Unaided (Rec	TUYITU FOUNDATION SCI	Nagaland	13060201608	DIPHUPAR
KUSHIABILL	KHUSHIABILL	DIMAPUR	797112	Pr. Up Pr. and Se	Private Unaided (Rec	HORNBILL SCHOOL	Nagaland	13060200402	CHEKIYE
KUSHIABILL	KHAGHABOTC	DIMAPUR	797112	Higher Secondar	Private Unaided (Rec	EASTERN CHRISTIAN COLI	Nagaland	13060201406	PADUMPUK
KUSHIABILL	DIPHUPAR	DIMAPUR	797115	Primary with Up	Department of Educ	GOVERNMENT MIDDLE S	Nagaland	13060200401	CHEKIYE
KUSHIABILL	DIPHUPAR	DIMAPUR	797112	Primary	Private Unaided (Rec	ITIKI MONTESSORI SCHOC	Nagaland	13060203406	DAROGAPAT
KUSHIABILL	KHAGHABOTC	DIMAPUR	797112	Pr. Up Pr. and Se	Private Unaided (Rec	GILGAL SCHOOL	Nagaland	13060201407	PADUMPUK
KUSHIABILL	KHUSHIABILL	DIMAPUR	797115	Primary	Private Unaided (Rec	EASTERN PUBLIC SCHOOL	Nagaland	13060201302	ERALIBIL
KUSHIABILL	KHUSHIABILL	DIMAPUR	797112	Pr. Up Pr. and Se	Private Unaided (Rec	VIPUHO FOUNDATION F	Nagaland	13060200307	PURANABAZ
KUSHIABILL	KHUSHIABILL	DIMAPUR	797112	Pr. Up Pr. and Se	Private Unaided (Rec	ST XAVIER'S SCHOOL	Nagaland	13060201106	PURANA BAZ
KUSHIABILL	KHUSHIABILL	DIMAPUR	797112	Primary	Department of Educ	GOVERNMENT PRIMARY !	Nagaland	13060201409	PADUMPUK
KUSHIABILL	KHUSHIABILL	DIMAPUR	797112	Pr. Up Pr. and Se	Private Unaided (Rec	MOUNT HERMON SCHOC	Nagaland	13060200302	PURANABAZ
KUSHIABILL	DIPHUPAR	DIMAPUR	797115	Primary with Up	Department of Educ	GOVERNMENT MIDDLE S	Nagaland	13060200801	DUBAGAON
KUSHIABILL	KHAGHABOTC	DIMAPUR	797112	Pr. Up Pr. and Se	Private Unaided (Rec	HOLY CHILD SCHOOL	Nagaland	13060201803	TOLUVI
KUSHIABILL	KHUSHIABILL	DIMAPUR	797112	Pr. Up Pr. and Se	Private Unaided (Rec	ST TERESA'S SCHOOL	Nagaland	13060200603	NAHARBARI
KUSHIABILL	DIPHUPAR	DIMAPUR	797115	Pr. Up Pr. and Se	Department of Educ	GOVERNMENT HIGH SCH	Nagaland	13060203404	DAROGAPAT
KUSHIABILL	KHUSHIABILL	DIMAPUR	797112	Primary	Department of Educ	GOVERNMENT PRIMARY !	Nagaland	13060201201	SAMAGURI
KUSHIABILL	KHAGHABOTC	DIMAPUR	797112	Pr. Up Pr. and Se	Private Unaided (Rec	ST. PETER SCHOOL, TOUL	Nagaland	13060201202	SAMAGURI
KUSHIABILL	KHUSHIABILL	DIMAPUR	797116	Primary	Private Unaided (Rec	MILON SCHOOL	Nagaland	13060201410	PADUMPUK
KUSHIABILL	KHAGHABOTC	DIMAPUR	797112	Pr. with Up.Pr. s	Private Unaided (Rec	VISION HOME HR.SEC. SC	Nagaland	13060201702	DIPHUPAR

STEP 8 *Click on the Search by PIN Code button.*



You can search your UDISE code through your area PIN Code

1

Find your UDISE code

Download the excel file and search the UDISE Code by any of the options

- Your School Name
- Your Area Pin Code

Download

Search By PIN Code

How to find UDISE? [Watch Video](#)

Click here

Enter your School Area Pincode and Search for your School by PIN Code

2

Find Your UDISE Code

Search For Your School By PIN Code

Enter PIN code

Enter your area PIN Code here

Find your School by PIN Code Location

STEP 9

Enter the area **PIN Code** of your school.



1

Find Your UDISE Code

Search For Your School By PIN Code

By PIN Code

- 797116**
KUSHIABILL, DIMAPUR, Nagaland
- 797115**
KUSHIABILL, DIMAPUR, Nagaland
- 797112**
KUSHIABILL, DIMAPUR, Nagaland

The drop down will show the schools mapped with the entered PIN code

Select your school from the list of schools that populates here

2

Search For Your School By PIN Code

14 results

- MONTESSORI SCHOOL**
13060201805
- HOLLOTOLI SCHOOL**
13060201104
- GREEN LAND SCHOOL**
13060209304
- QUEST FULFILL SCHOOL**
13060200308
- GOVERNMENT MIDDLE SCHOOL BAMUNPUKHURI - B**
13060203502
- ST MARY'S HR. SEC. SCHOOL**
13060201402
- GENESIA SCHOOL**
13060402605
- GOVERNMENT MIDDLE SCHOOL PADUMPUKHURI**
13060201405



Step 1 of 3

School Details

○ — ○ — ○

Create Your Student Account

Verify your School Details to get Started with Embibe

To ensure that only students can access our platform, we need to verify your school's details.
Please enter your school UDISE code below

UDISE Code*

13060200301

The details for the above UDISE Code are:

**GOVERNMENT HIGHER SECONDARY SCHOOL
PURANABAZAR**

School Department: Directorate of School Education
School Category: Up. Pr. Secondary and Higher Sec
State: Nagaland
District: DIMAPUR
Block / Taluka: KUSHIABILL
Village: PURANABAZAR
PIN Code: 797112

Verify your school details

STEP 11 | Click on the **This is My School** button.



Step 1 of 3

School Details

● ○ ○

Create Your Student Account

Verify your School Details to get Started with Embibe

To ensure that only students can access our platform, we need to verify your school's details.
Please enter your school UDISE code below

UDISE Code*

The details for the above UDISE Code are:

**GOVERNMENT HIGHER SECONDARY SCHOOL
PURANABAZAR**

School Department: Directorate of School Education
School Category: Up. Pr. Secondary and Higher Sec
State: Nagaland
District: DIMAPUR
Block / Taluka: KUSHIABILL
Village: PURANABAZAR
PIN Code: 797112

This is My School

[Not your School? Change UDISE Code](#)

Click on the **This is My School** button

STEP 12 Create your **Student Account** by providing your personal details. Enter your name.



Step 2 of 3
Personal Details

Create Your Student Account

Fill up your Personal detail to get Started with EMBIBE

First Name* **1**

Last Name ^① **2**

Gender*

Mobile Number*

Date Of Birth*

Category*

Parent / Guardian Name*

Parent / Guardian Mobile Number*

Same as Student Number

Password*

Confirm Password*

By signing up, you agree to our [Terms and Conditions](#)

Enter your first name in Field 1
and your last name in Field 2

STEP 13 | Select your gender.



Select your gender from the dropdown

Step 2 of 3
Personal Details

Create Your Student Account
Fill up your Personal detail to get Started with EMBIBE

First Name*

Last Name ¹

Gender* ³

Male

Female

Transgender

Mobile Number*

Category*

Parent / Guardian name

Parent / Guardian Mobile Number*

Same as Student Number

Password*

Confirm Password*

By signing up, you agree to our [Terms and Conditions](#)

STEP 14 | Enter your 10-digit *mobile number*.



Enter your mobile number in Field 4

Step 2 of 3
Personal Details

Create Your Student Account
Fill up your Personal detail to get Started with EMBIBE

First Name*	Last Name ①
<input type="text"/>	<input type="text"/>
Gender*	Mobile Number* 4
<input type="text"/>	<input type="text" value="Enter mobile number"/>
Date Of Birth*	Category*
<input type="text" value="dd-mm-yyyy"/>	<input type="text" value="Choose Category"/>
Parent / Guardian Name*	Parent / Guardian Mobile Number*
<input type="text" value="Enter Parent / Guardian Name"/>	<input type="text" value="Enter Parent / Guardian Mobile Number"/>
Password*	<input type="checkbox"/> Same as Student Number
<input type="text" value="Enter Password"/>	Confirm Password*
	<input type="text" value="Confirm Your Password"/>

By signing up, you agree to our [Terms and Conditions](#)

STEP 15 | Select and enter your **date of birth** from the calendar.



Select your date of birth from the Calendar in Field 5

Step 2 of 3
Personal Details

Create Your Student Account


Fill up your Personal detail to get Started with EMBIBE

First Name*

Last Name ^①

Gender*

Mobile Number*

Date Of Birth* 

Category*

Parent / Guardian Mobile Number*

Same as Student Number

Confirm Password*

By signing up, you agree to our [Terms and Conditions](#)

Su	Mo	Tu	We	Th	Fr	Sa
		1	2	3	4	5
6	7	8	9	10	11	12
13	14	15	16	17	18	19
20	21	22	23	24	25	26
27	28	29	30	31		

STEP 16 Choose the **category** you are assigned to.



Select your category
in Field 6

Step 2 of 3
Personal Details

Create Your Student Account

Fill up your Personal detail to get Started with EMBIBE

First Name*

Last Name ⓘ

Gender*

Mobile Number*

Date Of Birth*

Parent / Guardian Name*

Password*

Category* **6**

- Choose Category ▲
- General (Gen)
- Scheduled Castes (SC)
- Scheduled Tribes (ST)
- Other Backward Classes (OBC)
- Persons With Disabilities (PWD)

Previous Next

By signing up, you agree to our [Terms and Conditions](#)

STEP 17 | Enter either of your parent/guardian names.



Step 2 of 3
Personal Details

Create Your Student Account
Fill up your Personal detail to get Started with EMBIBE

First Name*

Last Name ⓘ

Gender*

Mobile Number*

Date Of Birth*

Category*

Parent / Guardian Name* 7

Parent / Guardian Mobile Number*
 Same as Student Number

Password*

Confirm Password*

[Previous](#) [Next](#)

Enter either of your parent names in Field 7

STEP 18 | Enter your parent/guardian's mobile number.



Enter your parent/guardian's mobile number in Field 8.

If their number is the same as entered already, check this box.

Step 2 of 3
Personal Details

Create Your Student Account

Fill up your Personal detail to get Started with EMBIBE

First Name*	Last Name ⓘ
<input type="text" value="Enter First Name"/>	<input type="text" value="Enter Last Name"/>
Gender*	Mobile Number*
<input type="text" value="Choose Gender"/>	<input type="text" value="Enter mobile number"/>
Date Of Birth*	Category*
<input type="text" value="dd-mm-yyyy"/>	<input type="text" value="Choose Category"/>
Parent / Guardian Name*	Parent / Guardian Mobile Number* 8
<input type="text" value="Enter Parent / Guardian Name"/>	<input type="text" value="Enter Parent / Guardian Mobile Number"/>
Password*	<input type="checkbox"/> Same as Student Number
<input type="text" value="Enter Password"/>	<input type="text" value="Confirm Your Password"/>

Previous Next

STEP 19 | Create a *password*.



Enter a password of your choice for the Embibe Student App login in Field 9

Step 2 of 3
Personal Details

Create Your Student Account

Fill up your Personal detail to get Started with EMBIBE

First Name*	Last Name ⓘ
<input type="text" value="Enter First Name"/>	<input type="text" value="Enter Last Name"/>
Gender*	Mobile Number*
<input type="text" value="Choose Gender"/>	<input type="text" value="Enter mobile number"/>
Date Of Birth*	Category*
<input type="text" value="dd-mm-yyyy"/>	<input type="text" value="Choose Category"/>
Parent / Guardian Name*	Parent / Guardian Mobile Number*
<input type="text" value="Enter Parent / Guardian Name"/>	<input type="text" value="Enter Parent / Guardian Mobile Number"/>
	<input type="checkbox"/> Same as Student Number
Password* 9	Confirm Password*
<input type="password" value="Enter Password"/>	<input type="password" value="Confirm Your Password"/>

Previous Next

STEP 20 Re-enter and confirm your password.



Re-enter the password to confirm it in Field 10

Step 2 of 3
Personal Details

Create Your Student Account

Fill up your Personal detail to get Started with EMBIBE

First Name*	Last Name ⓘ
<input type="text" value="Enter First Name"/>	<input type="text" value="Enter Last Name"/>
Gender*	Mobile Number*
<input type="text" value="Choose Gender"/>	<input type="text" value="Enter mobile number"/>
Date Of Birth*	Category*
<input type="text" value="dd-mm-yyyy"/>	<input type="text" value="Choose Category"/>
Parent / Guardian Name*	Parent / Guardian Mobile Number*
<input type="text" value="Enter Parent / Guardian Name"/>	<input type="text" value="Enter Parent / Guardian Mobile Number"/>
Password*	<input type="checkbox"/> Same as Student Number
<input type="text" value="Enter Password"/>	10 <input type="text" value="Confirm Your Password"/>

Previous Next

STEP 21 | Click on the **Next** button.



Click on the **Next** button

Step 2 of 3
Personal Details

Create Your Student Account
Fill up your Personal detail to get Started with EMBIBE

First Name*	Last Name ⓘ
<input type="text"/>	<input type="text"/>
Gender*	Mobile Number*
<input type="text"/>	<input type="text"/>
Date Of Birth*	Category*
<input type="text"/>	<input type="text"/>
Parent / Guardian Name*	Parent / Guardian Mobile Number*
<input type="text"/>	<input type="text"/>
Password*	Confirm Password*
<input type="password"/>	<input type="password"/>

Same as Student Number

By signing up, you agree to our [Terms and Conditions](#)

STEP 22 | Enter the 6-digit **One-Time Password** received as SMS.



After clicking on the **Next** button, you will receive a 6-digit OTP on your registered mobile number

Verify your mobile number

Enter the OTP sent to

[Blurred mobile number]

[Six empty boxes for OTP digits]

Verify OTP

Resend OTP

Enter the 6-digit OTP received on your registered mobile number

If you have not received the OTP in under 15 seconds, click on Resend OTP.

STEP 23 Click on the **Verify OTP** button.



Verify your mobile number

Enter the OTP sent to

○ ○ ○ ○ ○ ○

Verify OTP

[Resend OTP](#)

Click on the Verify OTP button



STEP 24 Enter the details of the **Personal Device and Internet Connection** available.



Progress indicator: 3 steps, 2nd step active.

Create Your Student Account

Fill up your Class / Classes detail to get Started with EMBIBE

Personal Device and Internet Details

Do you have the following Device(s) at Home?*

- Personal Smart Phone
- Personal Tablet
- PC / Desktop
- Laptop / Notebook
- I don't have any Device at Home

Do you have Internet Access at Home?*

Yes No

Are any of these Device(s) your own?*

No, I share my Parent's Device(s)

Note: Careful attention to detail leads to the best learning experience. Please make sure you have added all of your details correctly

Proceed

Select the device(s) available at home

STEP 25 | If you have **no available device**, select accordingly.



If you don't have any device(s) available at home, then select the option "I don't have any device at home"

Create Your Student Account

Fill up your Class / Classes detail to get Started with EMBIBE

Personal Device and Internet Details

Do you have the following Device(s) at Home?*

- Personal Smart Phone
- Personal Tablet
- PC / Desktop
- Laptop / Notebook
- I don't have any Device at Home

Do you have Internet Access at Home?*

Yes No

Are any of these Device(s) your own?*

No, I share my Parent's Device(s)

Note: Careful attention to detail leads to the best learning experience. Please make sure you have added all of your details correctly

Proceed



STEP 26 *Select availability of internet at home.*

If you have internet access at home, kindly select Yes. Otherwise, select No

Create Your Student Account

Fill up your Class / Classes detail to get Started with EMBIBE

Personal Device and Internet Details

Do you have the following Device(s) at Home?*

- Personal Smart Phone
- Personal Tablet
- PC / Desktop
- Laptop / Notebook
- I don't have any Device at Home

Do you have Internet Access at Home?*

Yes No

Are any of these Device(s) your own?*

No, I share my Parent's Device(s)

Note: Careful attention to detail leads to the best learning experience. Please make sure you have added all of your details correctly

Proceed

STEP 27 | Select **Yes** if it is your **own device**.



Are any of these Device(s) your own?*

No, I share my Parent's Device(s)

Yes, I have my own Device(s)

Your Class / Classes Details

Select Your School Board*

Class / Classes*

Section*

Note: Careful attention to detail leads to the best learning experience. Please make sure you have added all of your details correctly

Proceed

If the above-mentioned device(s) is used only by you, select **Yes**. Otherwise, select **No**

STEP 28 | Select your school board.



Select the board of your school

The screenshot shows a dark-themed form titled "Create Your Student Account". At the top, there are three progress indicators. Below the title, it says "Fill up your Class / Classes detail to get Started with EMBIBE". The form contains several sections: a question about device ownership with two radio button options, a section titled "Your Class / Classes Details" with an upward arrow, and a highlighted dropdown menu for "Select Your School Board*". Below this are dropdowns for "Class / Classes*" and "Section*", and a note at the bottom: "Note: Careful attention to detail leads to the best learning experience. Please make sure you have added all of your details correctly". A yellow "Proceed" button is at the bottom right.

Are any of these Device(s) your own?*

No, I share my Parent's Device(s)

Yes, I have my own Device(s)

Your Class / Classes Details ^

Select Your School Board*

Class / Classes*

Choose Class / Classes ▾

Section*

Note: Careful attention to detail leads to the best learning experience. Please make sure you have added all of your details correctly

Proceed

STEP 29 | Select the **class** you are studying in.



Step 3 of 3

Class / Classes Details

● — ● — ●

Create Your Student Account

Fill up your Class / Classes detail to get Started with EMBIBE

Yes, I have my own Device(s)

Your Class / Classes Details

Select Your School Board*

Class / Classes*

Choose Class / Classes ▲

6th	_____
7th	_____
8th	_____
9th	_____
10th	_____

Note: Careful attention to detail leads to the best learning experience. Please make sure you have added all of your details correctly

Proceed

Select the class you are studying in from the drop down

STEP 30 | Select the **section** you belong to in your class.



Step 3 of 3
Class / Classes Details

○ — ○ — ○

Create Your Student Account

A
B
C
D
E

Choose Section ▲

Select Medium Of Insturction*

Select Medium of Insturction ▼

Note: Careful attention to detail leads to the best learning experience. Please make sure you have added all of your details correctly

Select the section you belong to

STEP 31 | Select the *medium of instruction* in your school.



Create Your Student Account

Fill up your Class / Classes detail to get Started with EMBIBE

Class / Classes*

Choose Class / Classes ▼

Section*

Choose Section ▼

Select Medium Of Insturction*

Select Medium of Insturction ▼

Note: Careful attention to detail leads to the best learning experience. Please make sure you have added all of your details correctly

Proceed

Select the medium of instruction from the drop down

In case your school has only one medium of instruction, this field will be populated automatically

STEP 32 Click on the **Proceed** button.



**Click on the
Proceed button**

Create Your Student Account

Fill up your Class / Classes detail to get Started with EMBIBE

Select Your School Board*

Class / Classes*

6th

Section*

B

Select Medium Of Instruction*

English

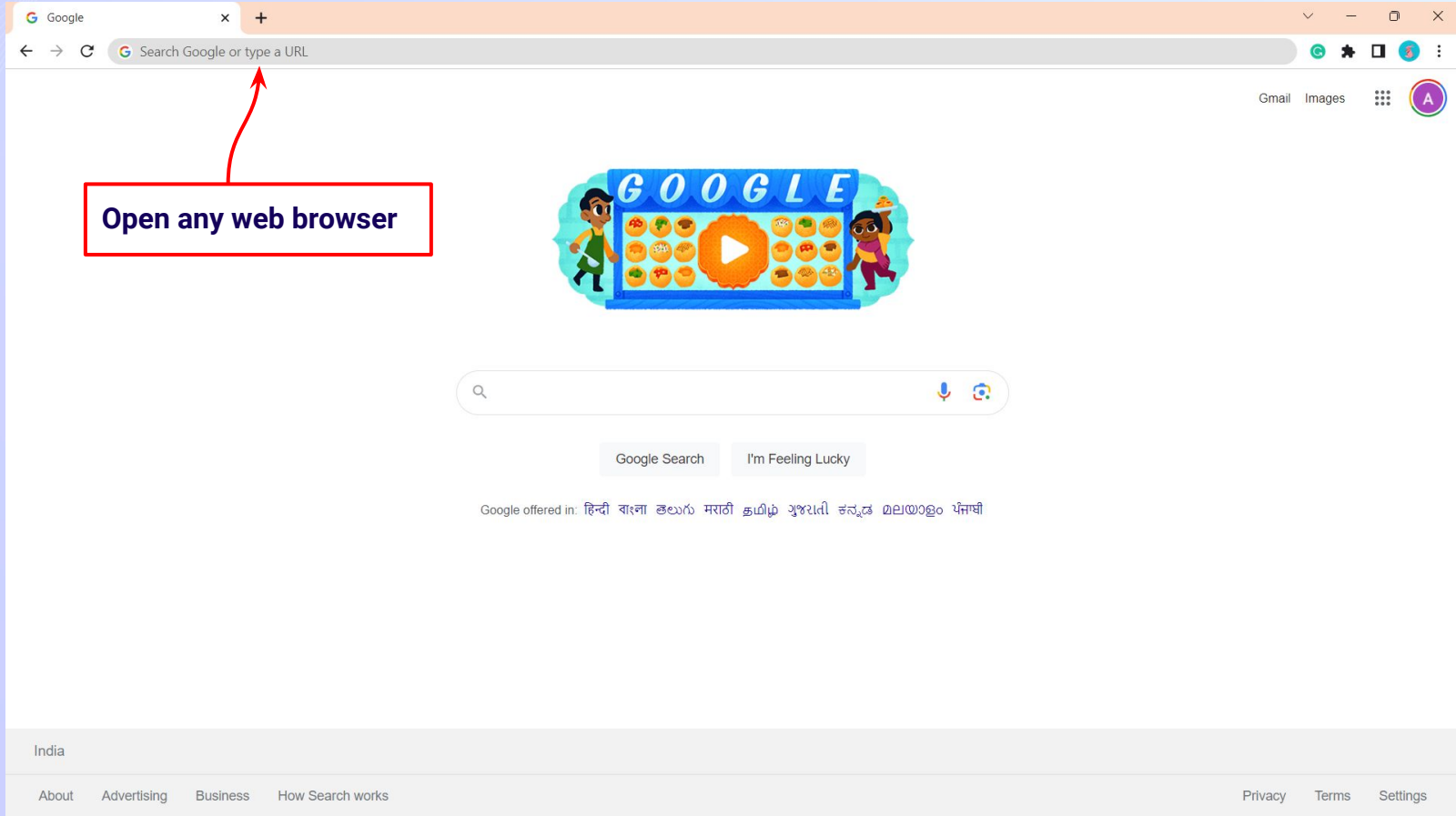
Note: Careful attention to detail leads to the best learning experience. Please make sure you have added all of your details correctly

Proceed



STEP-BY-STEP LOGIN PROCESS TO EMBIBE STUDENT PLATFORM

STEP 1 *Open any web browser in your device.*



STEP 2

Type the **URL** <https://gov.embibe.com/nagaland> in the browser.



The image shows a browser window with the address bar containing the URL <https://gov.embibe.com/nagaland>. A dropdown menu is visible below the address bar, showing the same URL and a Google Search option. A red box highlights the address bar, and a red arrow points from a text box below to the address bar. The text box contains the instruction: Enter: <https://gov.embibe.com/nagaland>. Below the browser window is the Google homepage, featuring the Google logo, a search bar with the text "Search Google or type a URL", and several service shortcuts: YouTube (387), Facebook, Yatra.com, Web Store, and Add shortcut.



Student Educator

Welcome to Nagaland which is home to the tallest flowering Rhododendron in the world.

The majestic Rhododendron which is also the State flower adorns the enchanting mountains in varied hues.

Click on Student



Student Registration

Student Login

Personalised Learning for

6th to 12th Nagaland Board & Many More Exams

6th NBSE HSLC

7th NBSE HSLC

8th NBSE HSLC

9th NBSE HSLC

10th NBSE HSLC

Chat With Us



STEP 4 | Click on the **Student Login** button.



Student

Educator

Welcome to Nagaland which is home to the tallest flowering **Rhododendron** in the world.

The majestic Rhododendron which is also the State flower adorns the enchanting mountains in varied hues.

Click on the **Student Login** button

Student Registration

Student Login

Personalised Learning for

6th to 12th Nagaland Board & Many More Exams

6th NBSE HSLC

7th NBSE HSLC

8th NBSE
HSLC

9th NBSE HSLC

10th NBSE HSLC

Chat With Us



STEP 5

Enter the **Mobile Number/Email ID** and **Password**.




×

Login as a Student

Mobile / Email

Password

Forgot Password?

Login

Sign in using OTP

New to Embibe? [Sign Up](#)

Enter the Mobile Number/Email ID that you used for registration here

Enter your Password

STEP 6

Click on the **Login** button.



×

Login as a Student

Mobile / Email

Password

Forgot Password?

Login

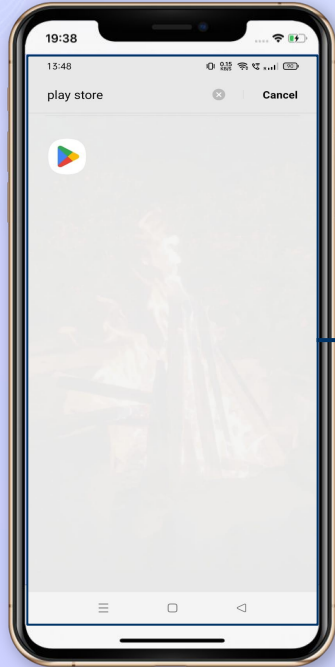
Sign in using OTP

New to Embibe? [Sign Up](#)

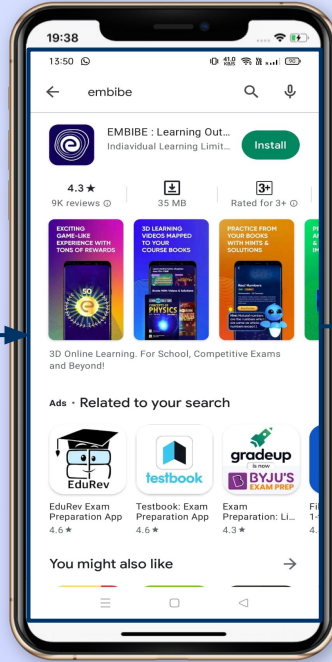
Click on the Login button

STEP-BY-STEP PROCESS TO DOWNLOAD
EMBIBE **STUDENT APP**

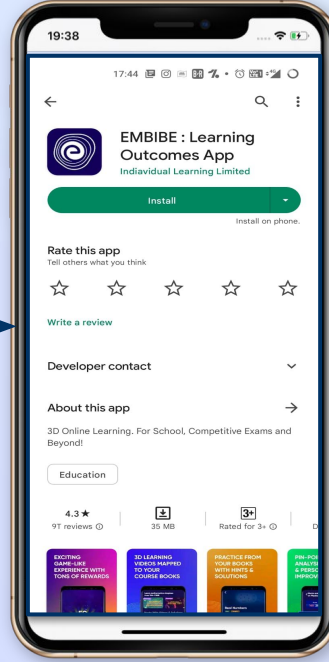
STEP 1-4 Step-by-step process to download Embibe Student App



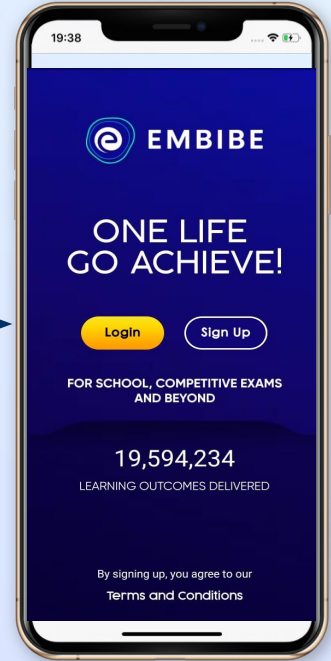
Go To Play Store



Search For Embibe App

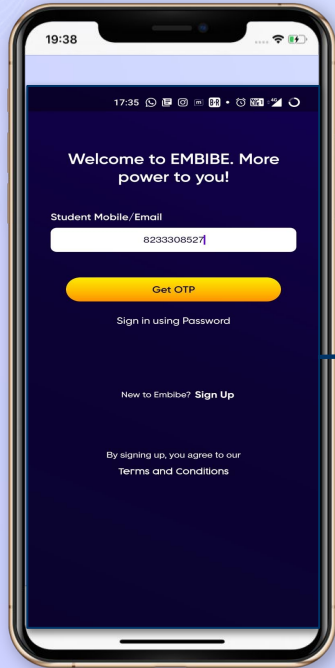


Click to install and Download the app in your phone

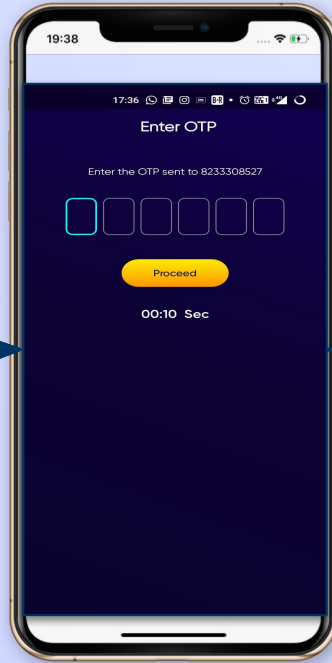


Open App and Click Login

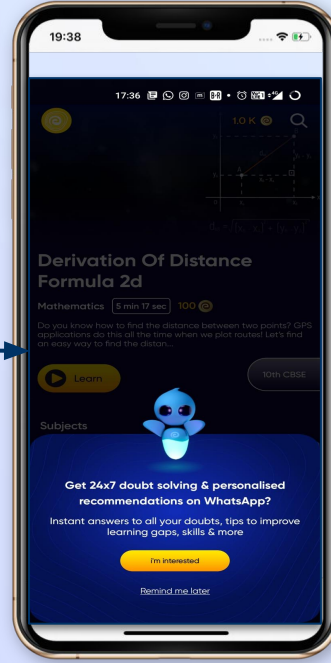
STEP 5-8 Step-by-step process to download Embibe Student App



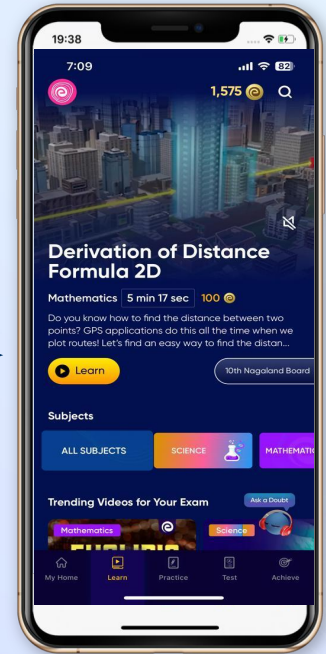
Enter REGISTERED Mobile Number



Enter OTP and Proceed




Opt in for personalized recommendations on Whatsapp



Start Embibing

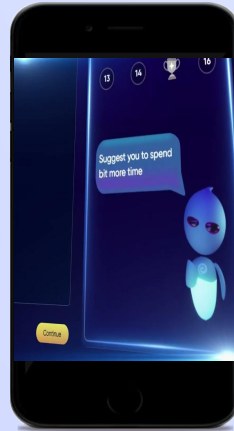


LEARN



- Video-based learning aligned with your reference books
- Owned high-resolution 3D animated explainer videos
- Feature videos curated from YouTube to enhance learning 25K+ videos on the platform
- 9K+ owned videos

PRACTICE



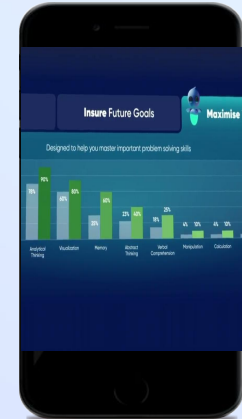
- Adaptive AI-powered practice
- Practice from popular books
- Practice previous year's questions
- Created over 2.5M questions

TEST



- Chapter, subject, and full tests
- Attempt previous years papers
- Create your own test.
- Over 54K preset tests

ACHIEVE



- Leveraging a diagnostic test to assess knowledge gaps
- Predicting improvement in scores basis learning pace
- Creating a personalized achievement journey
- Getting students to start their journey & playing back progress