



**EMBIBE**

# ***The Most Powerful Education Platform Ever Invented***

---

**Estd. 2012**

# Welcome to Embibe, the most powerful platform ever invented!



Embibe is India's leading edTech platform, powered by Artificial Intelligence, designed to deliver truly personalised learning and outcomes for each student. It is the only platform with products catering to the entire education ecosystem, including students, parents, teachers, schools, and the administration.

In order to experience the platform to its full potential, you must register on the Embibe platform first.

While registering as a student you need to add the following:

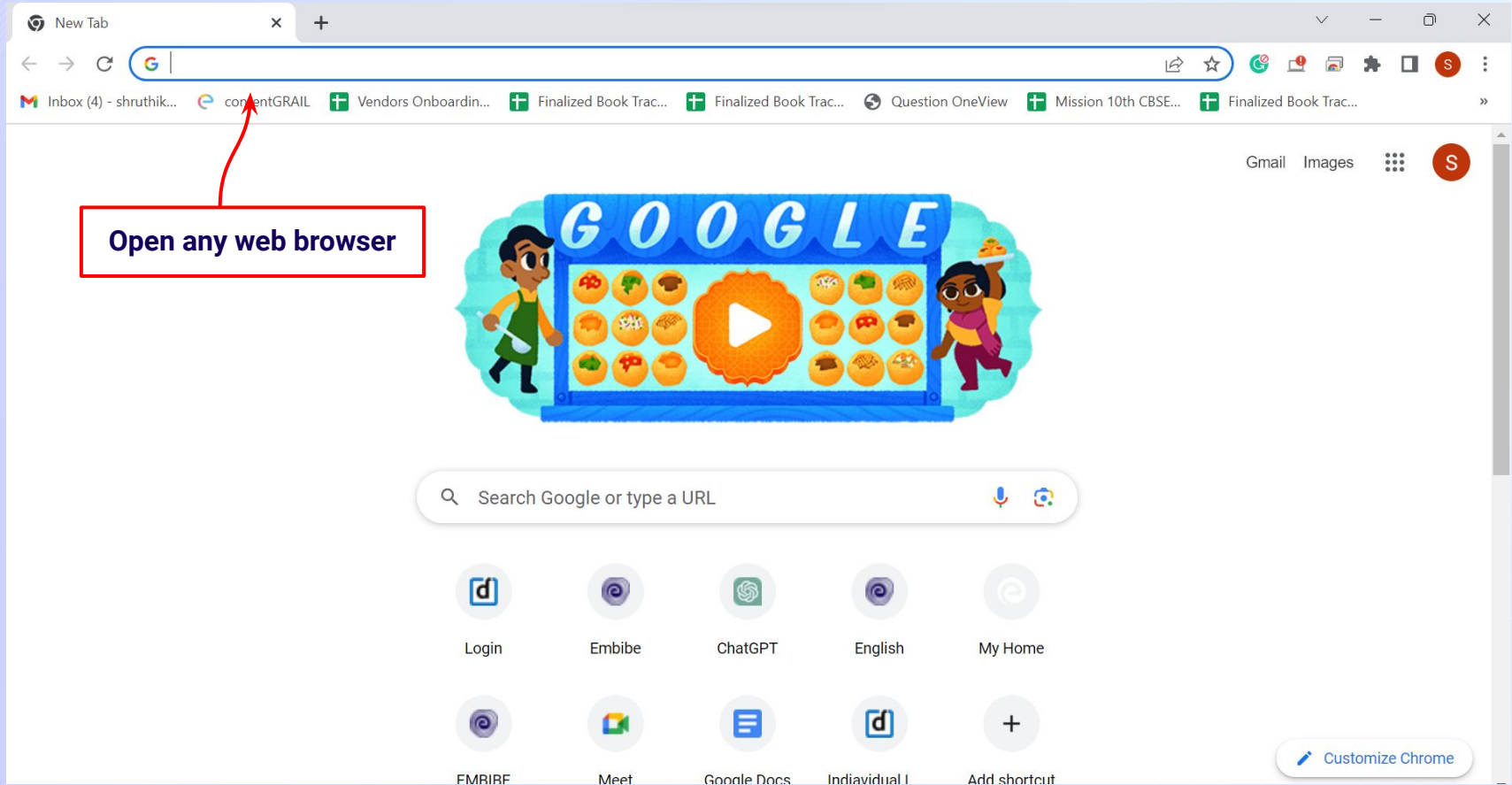
- **UDISE Code of your school**
- **Devices available**

A screenshot of the Embibe website interface. The background is dark blue with a network of glowing nodes and lines. In the top left, the Embibe logo is visible. In the top right, there are two buttons: 'Student' (highlighted in yellow) and 'Educator'. The main text reads: 'Delivering personalised education for every achiever in the land of Kazi Lhendup Dorje Journey of making every student self-reliant through excellent education'. Below this, there are two buttons: 'Student Registration' (highlighted in yellow) and 'Student Login'. To the right, there is a portrait of Kazi Lhendup Dorje, a man wearing a traditional Sikkimese hat and glasses, set against a map of Sikkim. Below the portrait, it says 'Personalised Learning for 6th to 12th Sikkim Board, CET &amp; Many More Exams'. At the bottom, there are five buttons for different boards: '6th Sikkim Board', '7th Sikkim Board', '8th Sikkim Board' (highlighted in yellow), '9th Sikkim Board', and 'SSC'.



# **STEP-BY-STEP** REGISTRATION ONTO THE EMBIBE **STUDENT PLATFORM**

# STEP 1 | Open any web browser in your device.



## STEP 2

Type the URL <https://gov.embibe.com/sikkim> in the browser.



gov.embibe.com/sikkim

Type the URL: gov.embibe.com/sikkim

# Google

Search Google or type a URL



My Home



हिन्दी



EMBIBE



My Home



English



हिन्दी



हिन्दी



English



English



Add shortcut

Customize Chrome



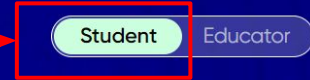
Delivering personalised education for every achiever in the land of **Kazi Lhendup Dorje**  
Journey of making every student self-reliant through excellent education

Student Registration

Student Login

Personalised Learning for

6th to 12th Sikkim Board, CET & Many More Exams



Click on Student



6th Sikkim Board

7th Sikkim Board

**8th Sikkim Board**

9th Sikkim Board

SSC

## STEP 4

Click on the **Student Registration** button.



Student

Educator

Delivering personalised  
education for every achiever in  
the land of **Kazi Lhendup Dorje**  
Journey of making every student  
self-reliant through excellent  
education



Student Registration

Student Login

Click on Student  
Registration

Personalised Learning for

6th to 12th Sikkim Board, CET & Many More Exams

6th Sikkim Board

7th Sikkim Board

**8th Sikkim  
Board**

9th Sikkim Board

SSC



# STEP 5 | Enter **UDISE Code** of your school (If you know it).



1

Step 1 of 3  
School Details

○ ● ○ ○

## Create Your Student Account

Verify your School Details to get Started with Embibe

To ensure that only students can access our platform, we need to verify your school's details.  
Please enter your school UDISE code below

UDISE Code\*

[Find your UDISE code](#)

Enter your School UDISE Code of your school

2

Step 1 of 3  
School Details

● ○ ○

## Create Your Student Account

Verify your School Details to get Started with Embibe

To ensure that only students can access our platform, we need to verify your school's details.  
Please enter your school UDISE code below

UDISE Code\*

 x

The details of the above UDISE Code are:

**ASSAM LINGZEY SSS**  
School Department:  
School Category: Pr. with Up.Pr. sec. and H.Sec.  
State: Sikkim  
District: PAKYONG  
Block / Taluka: PAKYONG  
Village: LINGZEY  
PIN Code: 737135

[This is My School](#)

Not your School? [Change UDISE Code](#)

Details of your school will appear after entering the UDISE code



**STEP 6** Click on **Find your UDISE code** (If you do not know it).



Step 1 of 3

## School Details



# Create Your Student Account

Verify your School Details to get Started with Embibe

To ensure that only students can access our platform, we need to verify your school's details.  
Please enter your school UDISE code below

UDISE Code\*

Enter your UDISE code

[Find your UDISE code](#)

If the UDISE code is not known, then click on "Find your UDISE code"

# STEP 7

Click on the **Download** button to get the list of UDISE codes.



Find your UDISE code

Download the excel file and search the UDISE Code by any of the options

- Your School Name
- Your Area Pin Code

**Download**

Search By PIN Code

How to find UDISE? [Watch Video](#)

blockName	clusterName	districtName	pincode	schoolCategory	schoolManagement	schoolName	stateName	udiseCode	villageName
MARTAM	Ranipool SSS	GANGTOK	737135	Primary	Department of Education	MARCHAK CHUTEN	Sikkim	11041000102	Marchak
MARTAM	Ranipool SSS	GANGTOK	737135	Pr. with Up.Pr. sec. and H.Sec.	Department of Education	RANIPOOL SSS	Sikkim	11041000101	Marchak
MARTAM	Sang SSS	GANGTOK	737134	Primary	Private Unaided (Recognized)	BRIGHT LIFE ACADEMY	Sikkim	11040604502	
MARTAM	Ranipool SSS	GANGTOK	737135	Primary with Upper Primary	Department of Education	SAMLICK MARCHAK JHS	Sikkim	11041000201	Samlick
MARTAM	Ranipool SSS	GANGTOK	737135	Primary with Upper Primary	Department of Education	TUMLABONG JHS	Sikkim	11041000301	Tumlabong
MARTAM	Ranipool SSS	GANGTOK	737135	Primary with Upper Primary	Private Unaided (Recognized)	SUNMARG ACADEMY	Sikkim	11041000103	Marchak
MARTAM	Ranipool SSS	GANGTOK	737135	Primary	Department of Education	NAMIN DHURBA	Sikkim	11041000401	Namin
MARTAM	Ranipool SSS	GANGTOK	737134	Primary	Department of Education	CHUJA MARTAM PS	Sikkim	11041000601	Chuja Martam
MARTAM	Ranipool SSS	GANGTOK	737135	Primary with Upper Primary	Private Unaided (Recognized)	KING GEORGE SCHOOL	Sikkim	11041000809	Ranipool
MARTAM	Sang SSS	GANGTOK	737134	Primary	Department of Education	MARTAM LINGTAM PS	Sikkim	11041001501	Lingtam 40/3
MARTAM	Sang SSS	GANGTOK	737134	Primary	Private Unaided (Recognized)	MINI LAND PUBLIC SCHOOL	Sikkim	11041002002	Sang Phegyong
MARTAM	Sang SSS	GANGTOK	737134	Primary with Upper Primary	Private Unaided (Recognized)	CHILDRENS WORLD ACADEMY (PVT)	Sikkim	11041002001	Sang Phegyong
MARTAM	Ranipool SSS	GANGTOK	737135	Primary	Private Unaided (Recognized)	HIMALAYAN ACADEMY	Sikkim	11041000808	Ranipool
MARTAM	Ranipool SSS	GANGTOK	737134	Primary with Upper Primary	Department of Education	CHUBA JHS	Sikkim	11041000501	Chuba
MARTAM	Sang SSS	GANGTOK	737134	Pr. Up Pr. and Secondary Only	Department of Education	NAZITAM SECONDARY SCHOOL	Sikkim	11041001301	M. Nazitam
MARTAM	Sang SSS	GANGTOK	737134	Primary	Department of Education	ZINGLA PS	Sikkim	11041001801	Zingla
MARTAM	Sang SSS	GANGTOK	737134	Pr. Up Pr. and Secondary Only	Department of Education	SANG TSHALAMTHANG SS	Sikkim	11041001601	Tshalamthang
MARTAM	Ranipool SSS	GANGTOK	737134	Primary	Private Unaided (Recognized)	GOD WIN ENG SCHOOL (PVT)	Sikkim	11041002201	Middle Camp
MARTAM	Sang SSS	GANGTOK	737134	Primary	Tribal Welfare Department	SANG MONASTIC SCHOOL	Sikkim	11041002003	Sang Phegyong
MARTAM	Sang SSS	GANGTOK	737134	Primary	Tribal Welfare Department	CHUNKHAR MONASTIC SCHOOL	Sikkim	11041002102	Martam
MARTAM	Ranipool SSS	GANGTOK	737134	Pr. Up Pr. and Secondary Only	Department of Education	MIDDLE CAMP SS	Sikkim	11041002202	Middle Camp
MARTAM	Ranipool SSS	GANGTOK	737135	Pr. with Up.Pr. sec. and H.Sec.	Private Unaided (Recognized)	BAHA'I SCHOOL- SARAMSA	Sikkim	11041000803	Ranipool
MARTAM	Sang SSS	GANGTOK	737134	Primary	Department of Education	BEYONG PS	Sikkim	11041001101	Beyong
MARTAM	Ranipool SSS	GANGTOK	737135	Primary	Private Unaided (Recognized)	SARASWATI VIDYA NIKETAN	Sikkim	11041000805	Ranipool

Click on **Download** button

## STEP 7

Click on **Find your UDISE code** (If you do not know it).



Find your UDISE code

Download the excel file and search the UDISE Code by any of the options

- Your School Name
- Your Area Pin Code

Download

Search By PIN Code

How to find UDISE? [Watch Video](#)

If you do not know the UDISE Code, watch video to see how to find the UDISE Code

## STEP 8 *Click on the Search by PIN Code button.*



You can search your UDISE code through your area PIN Code

1

Find your UDISE code

Download the excel file and search the UDISE Code by any of the options

- Your School Name
- Your Area Pin Code

Download

**Search By PIN Code**

How to find UDISE? [Watch Video](#)

Click here

Enter your School Area Pincode and Search for your School by PIN Code

2

Find Your UDISE Code

Search For Your School By PIN Code

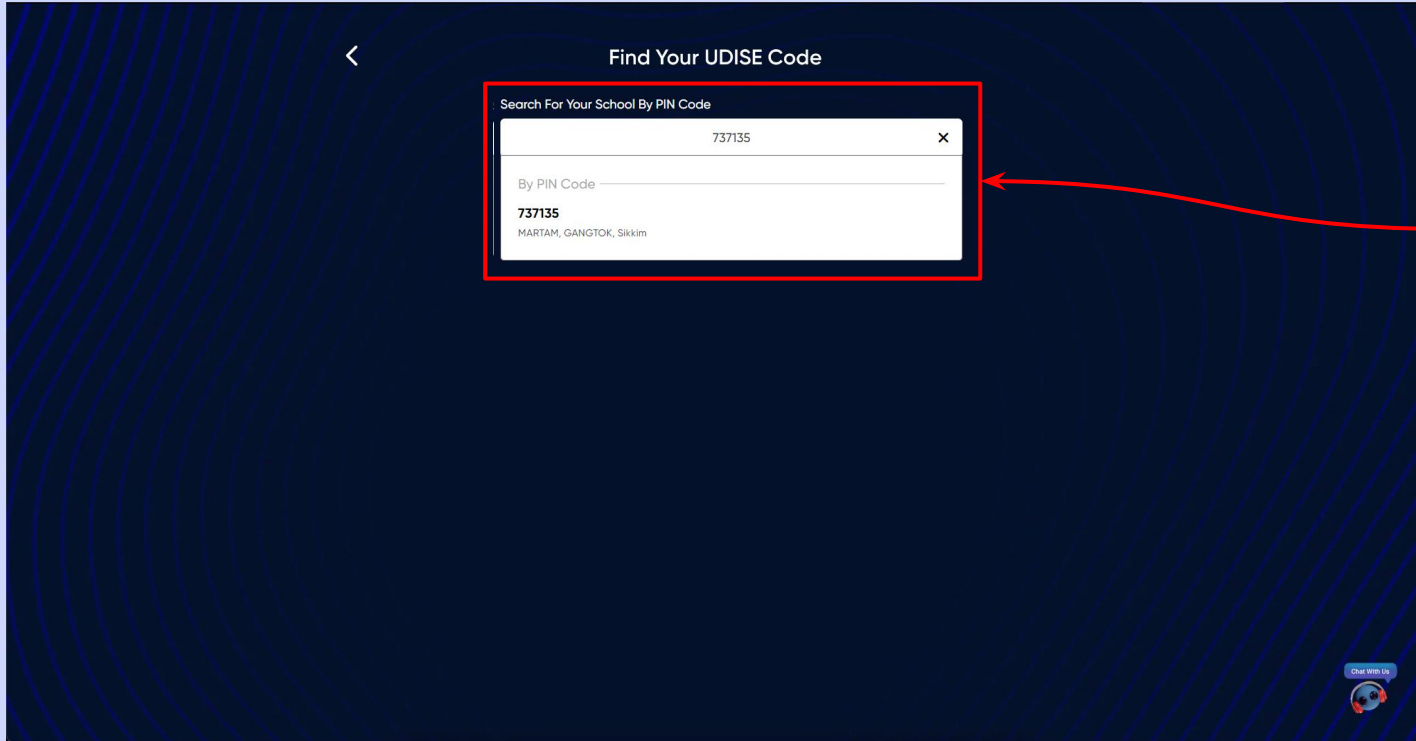
Enter PIN code

Enter your Area PIN Code here

Find your School by PIN Code Location

## STEP 9

Enter the area **PIN Code** of your school.



The drop down will show the schools mapped with the entered PIN code



Step 1 of 3

School Details

○ — ● — ○

### Create Your Student Account

Verify your School Details to get Started with Embibe

To ensure that only students can access our platform, we need to verify your school's details.  
Please enter your school UDISE code below

UDISE Code\*

11040300101 ×

The details of the above UDISE Code are:

**ASSAM LINGZEY SSS**

School Department:

School Category: Pr. with Up.Pr. sec. and H.Sec.

State: Sikkim

District: PAKYONG

Block / Taluka: PAKYONG

Village: LINGZEY

PIN Code: 737135

[This is My School](#)

[Not your School? Change UDISE Code](#)

Verify your school details



# STEP 11 | Click on the **This is My School** button.



Step 1 of 3

### School Details

○ — ● — ○

## Create Your Student Account

Verify your School Details to get Started with Embibe

To ensure that only students can access our platform, we need to verify your school's details.  
Please enter your school UDISE code below

UDISE Code\*

The details of the above UDISE Code are:

**ASSAM LINGZEY SSS**  
School Department:  
School Category: Pr. with Up.Pr. sec. and H.Sec.  
State: Sikkim  
District: PAKYONG  
Block / Taluka: PAKYONG  
Village: LINGZEY  
PIN Code: 737135

**This is My School**

[Not your School? Change UDISE Code](#)

Click on the **This is My School** button



## STEP 12 | Create your **Student Account** by providing your personal details. Enter your name.



Enter your first name in Field 1  
and your last name in Field 2

Step 2 of 3  
Personal Details

**Create Your Student Account**

Fill up your Personal detail to get Started with EMBIBE

First Name\* **1**

Last Name <sup>①</sup> **2**

Gender\*

Mobile Number\*

Date Of Birth\*

Category\*

Parent / Guardian Name\*

Parent / Guardian Mobile Number\*

Same as Student Number

Password\*

Confirm Password\*

[Previous](#) [Next](#)

By signing up, you agree to our [Terms and Conditions](#)

## STEP 13 | Select your gender.



Select your gender from the dropdown

Step 2 of 3  
Personal Details

**Create Your Student Account**  
Fill up your Personal detail to get Started with EMBIBE

First Name\*

Last Name <sup>1</sup>

Gender\* <sup>3</sup>  
 ▲  
Male  
Female  
Transgender

Mobile Number\*

Category\*  ▼

Parent / Guardian name

Parent / Guardian Mobile Number\*   
 Same as Student Number

Password\*

Confirm Password\*

By signing up, you agree to our [Terms and Conditions](#)

## STEP 14 | Enter your 10-digit *mobile number*.



Enter your mobile number in Field 4

Step 2 of 3  
Personal Details

**Create Your Student Account**  
Fill up your Personal detail to get Started with EMBIBE

First Name*	Last Name ⓘ
<input type="text"/>	<input type="text"/>
Gender*	Mobile Number* 4
<input type="text"/>	<input type="text" value="Enter mobile number"/>
Date Of Birth*	Category*
<input type="text" value="dd-mm-yyyy"/>	<input type="text" value="Choose Category"/>
Parent / Guardian Name*	Parent / Guardian Mobile Number*
<input type="text" value="Enter Parent / Guardian Name"/>	<input type="text" value="Enter Parent / Guardian Mobile Number"/>
Password*	Confirm Password*
<input type="text" value="Enter Password"/>	<input type="text" value="Confirm Your Password"/>

Same as Student Number

By signing up, you agree to our [Terms and Conditions](#)

# STEP 15 | Select and enter your **date of birth** from the calendar.



Select your date of birth from the Calendar in Field 5

Step 2 of 3  
Personal Details

Create Your Student Account


Fill up your Personal detail to get Started with EMBIBE

First Name\*

Last Name <sup>1</sup>

Gender\*

Mobile Number\*

Date Of Birth\*  

Category\*

Parent / Guardian Mobile Number\*

Same as Student Number

Confirm Password\*

By signing up, you agree to our [Terms and Conditions](#)

Su	Mo	Tu	We	Th	Fr	Sa
		1	2	3	4	5
6	7	8	9	10	11	12
13	14	15	16	17	18	19
20	21	22	23	24	25	26
27	28	29	30	31		

## STEP 16 Choose the **category** you are assigned to.



Select your category  
in Field 6

Step 2 of 3  
Personal Details

Create Your Student Account

Fill up your Personal detail to get Started with EMBIBE

First Name\*

Last Name <sup>1</sup>

Gender\*

Mobile Number\*

Date Of Birth\*

Parent / Guardian Name\*

Password\*

Category\* **6**

- Choose Category ▲
- General (Gen)
- Scheduled Castes (SC)
- Scheduled Tribes (ST)
- Other Backward Classes (OBC)
- Persons With Disabilities (PWD)

By signing up, you agree to our [Terms and Conditions](#)



# STEP 17 | Enter either of your parent/guardian names.



Step 2 of 3  
Personal Details

**Create Your Student Account**  
Fill up your Personal detail to get Started with EMBIBE

First Name\*

Last Name ⓘ

Gender\*

Mobile Number\*

Date Of Birth\*

Category\*

**Parent / Guardian Name\* 7**

Parent / Guardian Mobile Number\*

Same as Student Number

Password\*

Confirm Password\*

[Previous](#) [Next](#)

Enter either of your parent names in Field 7

# STEP 18 | Enter your parent/guardian's mobile number.



Enter your parent/guardian's mobile number in Field 8.

If their number is the same as entered already, check this box.

Step 2 of 3  
Personal Details

### Create Your Student Account

Fill up your Personal detail to get Started with EMBIBE

First Name*	Last Name ⓘ
<input type="text" value="Enter First Name"/>	<input type="text" value="Enter Last Name"/>
Gender*	Mobile Number*
<input type="text" value="Choose Gender"/>	<input type="text" value="Enter mobile number"/>
Date Of Birth*	Category*
<input type="text" value="dd-mm-yyyy"/>	<input type="text" value="Choose Category"/>
Parent / Guardian Name*	Parent / Guardian Mobile Number* <b>8</b>
<input type="text" value="Enter Parent / Guardian Name"/>	<input type="text" value="Enter Parent / Guardian Mobile Number"/>
Password*	<input type="checkbox"/> Same as Student Number
<input type="text" value="Enter Password"/>	<input type="text" value="Confirm Your Password"/>

Previous Next

## STEP 19 | Create a *password*.



Enter a password of your choice for the Embibe Student App login in Field 9

Step 2 of 3  
Personal Details

**Create Your Student Account**  
Fill up your Personal detail to get Started with EMBIBE

First Name*	Last Name ⓘ
<input type="text" value="Enter First Name"/>	<input type="text" value="Enter Last Name"/>
Gender*	Mobile Number*
<input type="text" value="Choose Gender"/>	<input type="text" value="Enter mobile number"/>
Date Of Birth*	Category*
<input type="text" value="dd-mm-yyyy"/>	<input type="text" value="Choose Category"/>
Parent / Guardian Name*	Parent / Guardian Mobile Number*
<input type="text" value="Enter Parent / Guardian Name"/>	<input type="text" value="Enter Parent / Guardian Mobile Number"/>
	<input type="checkbox"/> Same as Student Number
<b>Password*</b> 9	Confirm Password*
<input type="text" value="Enter Password"/>	<input type="text" value="Confirm Your Password"/>

Previous Next

## STEP 20 Re-enter and confirm your password.



Re-enter the password to confirm it in Field 10

Step 2 of 3  
Personal Details

### Create Your Student Account

Fill up your Personal detail to get Started with EMBIBE

First Name*	Last Name ⓘ
<input type="text" value="Enter First Name"/>	<input type="text" value="Enter Last Name"/>
Gender*	Mobile Number*
<input type="text" value="Choose Gender"/>	<input type="text" value="Enter mobile number"/>
Date Of Birth*	Category*
<input type="text" value="dd-mm-yyyy"/>	<input type="text" value="Choose Category"/>
Parent / Guardian Name*	Parent / Guardian Mobile Number*
<input type="text" value="Enter Parent / Guardian Name"/>	<input type="text" value="Enter Parent / Guardian Mobile Number"/>
Password*	<input type="checkbox"/> Same as Student Number
<input type="text" value="Enter Password"/>	<b>10</b> <input type="text" value="Confirm Your Password"/>

Previous Next

## STEP 21 | Click on the **Next** button.



Click on the **Next** button

Step 2 of 3  
Personal Details

**Create Your Student Account**  
Fill up your Personal detail to get Started with EMBIBE

First Name*	Last Name ⓘ
<input type="text"/>	<input type="text"/>
Gender*	Mobile Number*
<input type="text"/>	<input type="text"/>
Date Of Birth*	Category*
<input type="text"/>	<input type="text"/>
Parent / Guardian Name*	Parent / Guardian Mobile Number*
<input type="text"/>	<input type="text"/>
Password*	Confirm Password*
<input type="password"/>	<input type="password"/>

Same as Student Number

By signing up, you agree to our [Terms and Conditions](#)

## STEP 22 | Enter the 6-digit **One-Time Password** received as SMS.



After clicking on the **Next** button, you will receive a 6-digit OTP on your registered mobile number

Verify your mobile number

Enter the OTP sent to

[Blurred mobile number]

[Six empty boxes for OTP digits]

Verify OTP

Resend OTP

Enter the 6-digit OTP received on your registered mobile number

If you have not received the OTP in under 15 seconds, click on Resend OTP.



**STEP 23** Click on the **Verify OTP** button.



Verify your mobile number

Enter the OTP sent to

○ ○ ○ ○ ○ ○

**Verify OTP**

[Resend OTP](#)

Click on the Verify OTP button



**STEP 24** Enter the details of the **Personal Device and Internet Connection** available.



Progress indicator: 3 steps, 2nd step active.

### Create Your Student Account

Fill up your Class / Classes detail to get Started with EMBIBE

#### Personal Device and Internet Details

Do you have the following Device(s) at Home?\*

- Personal Smart Phone
- Personal Tablet
- PC / Desktop
- Laptop / Notebook
- I don't have any Device at Home

Do you have Internet Access at Home?\*

Yes  No

Are any of these Device(s) your own?\*

No, I share my Parent's Device(s)

Note: Careful attention to detail leads to the best learning experience. Please make sure you have added all of your details correctly

**Proceed**

Select the device(s) available at home



## STEP 25 | If you have **no available device**, select accordingly.

If you don't have any device(s) available at home, then select the option "I don't have any device at home"

**Create Your Student Account**

Fill up your Class / Classes detail to get Started with EMBIBE

**Personal Device and Internet Details**

Do you have the following Device(s) at Home?\*

- Personal Smart Phone
- Personal Tablet
- PC / Desktop
- Laptop / Notebook
- I don't have any Device at Home

Do you have Internet Access at Home?\*

Yes  No

Are any of these Device(s) your own?\*

No, I share my Parent's Device(s)

Note: Careful attention to detail leads to the best learning experience. Please make sure you have added all of your details correctly

**Proceed**

## STEP 26 | Select availability of internet at home.



Progress indicator: 3 steps, 2nd step active.

### Create Your Student Account

Fill up your Class / Classes detail to get Started with EMBIBE

#### Personal Device and Internet Details

Do you have the following Device(s) at Home?\*

- Personal Smart Phone
- Personal Tablet
- PC / Desktop
- Laptop / Notebook
- I don't have any Device at Home

Do you have Internet Access at Home?\*

Yes  No

Are any of these Device(s) your own?\*

No, I share my Parent's Device(s)

Note: Careful attention to detail leads to the best learning experience. Please make sure you have added all of your details correctly

[Proceed](#)

If you have internet access at home, kindly select Yes. Otherwise, select No

## STEP 27 | Select **Yes** if it is your **own device**.



Are any of these Device(s) your own?\*

No, I share my Parent's Device(s)

Yes, I have my own Device(s)

Your Class / Classes Details

Select Your School Board\*

Class / Classes\*

Section\*

Note: Careful attention to detail leads to the best learning experience. Please make sure you have added all of your details correctly

Proceed

If the above-mentioned device(s) is used only by you, select **Yes**. Otherwise, select **No**

## STEP 28 | Select your school board.



Select the board of your school

**Create Your Student Account**

Fill up your Class / Classes detail to get Started with EMBIBE

Are any of these Device(s) your own?\*

No, I share my Parent's Device(s)

Yes, I have my own Device(s)

**Your Class / Classes Details** ^

Select Your School Board\*

Sikkim Board

Class / Classes\*

Choose Class / Classes ▾

Section\*

\_\_\_\_\_

Note: Careful attention to detail leads to the best learning experience. Please make sure you have added all of your details correctly

Proceed



## STEP 29 | Select the **class** you are studying in.



Step 3 of 3

### Class / Classes Details

● — ● — ●

## Create Your Student Account

Fill up your Class / Classes detail to get Started with EMBIBE

Yes, I have my own Device(s)

#### Your Class / Classes Details

Select Your School Board\*

\_\_\_\_\_

**Class / Classes\***

Choose Class / Classes ▲

6th	_____
7th	_____
8th	_____
9th	_____
10th	_____

Note: Careful attention to detail leads to the best learning experience. Please make sure you have added all of your details correctly

Proceed

Select the class you are studying in from the drop down

**STEP 30** | Select the **section** you belong to in your class.



Step 3 of 3  
Class / Classes Details

○ — ○ — ○

### Create Your Student Account

A
B
C
D
E

Choose Section

Select Medium Of Instruction\*

Select Medium of Instruction

Note: Careful attention to detail leads to the best learning experience. Please make sure you have added all of your details correctly

Select the section you belong to

## STEP 31 | Select the *medium of instruction* in your school.



Select the medium of instruction from the drop down

In case your school has only one medium of instruction, this field will be populated automatically

**Create Your Student Account**

Fill up your Class / Classes detail to get Started with EMBIBE

Class / Classes\*

Section\*

Select Medium Of Insturction\*

Note: Careful attention to detail leads to the best learning experience. Please make sure you have added all of your details correctly

Proceed

**STEP 32** Click on the **Proceed** button.



**Click on the  
Proceed button**

### Create Your Student Account

Fill up your Class / Classes detail to get Started with EMBIBE

Select Your School Board\*

Class / Classes\*

6th

Section\*

B

Select Medium Of Instruction\*

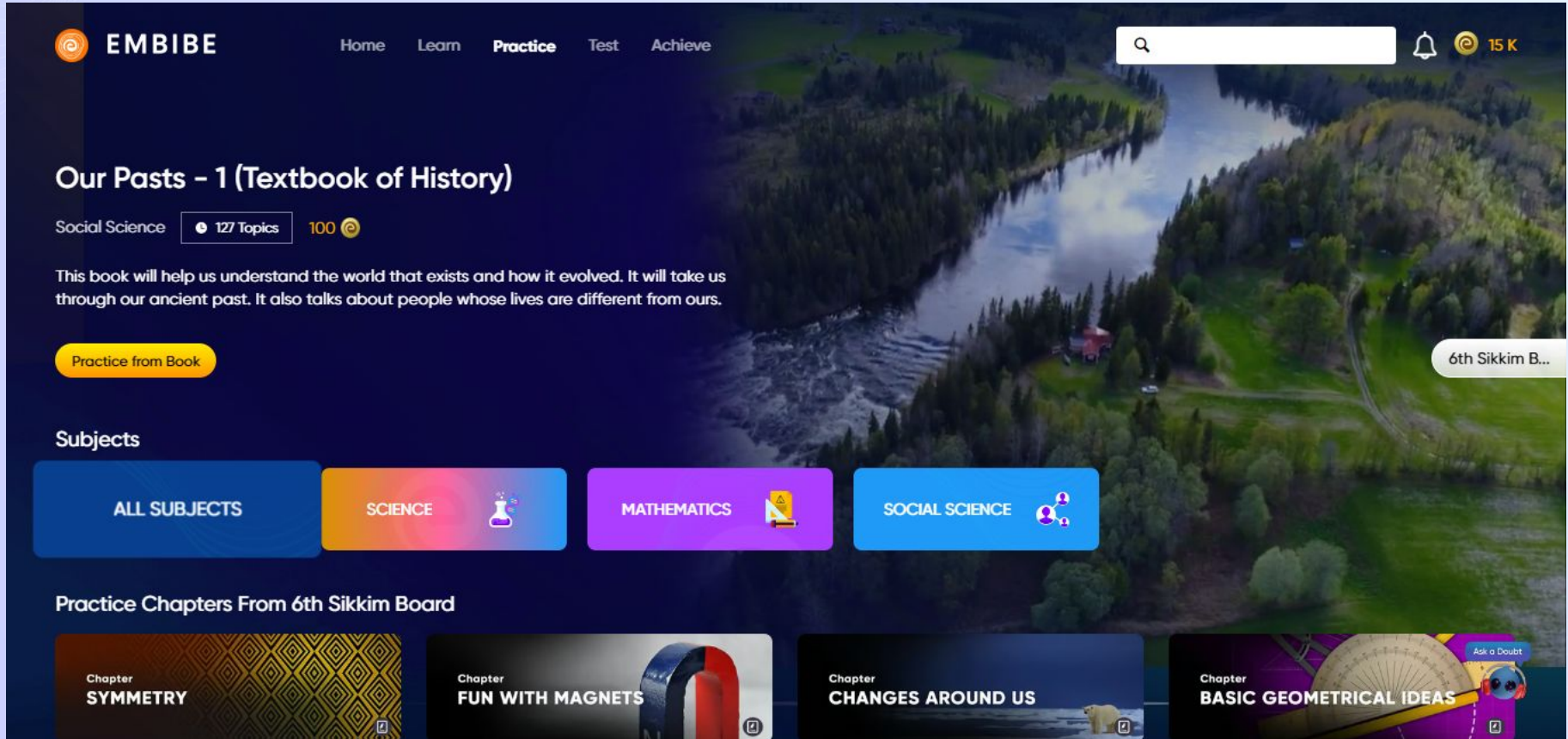
English

Note: Careful attention to detail leads to the best learning experience. Please make sure you have added all of your details correctly

**Proceed**



# You will land on the homepage of the Embibe Student App



The screenshot shows the homepage of the Embibe Student App. At the top, there is a navigation bar with the Embibe logo, the text 'EMBIBE', and menu items: Home, Learn, Practice, Test, and Achieve. A search bar is on the right, along with a notification bell and a user profile icon labeled '15 K'. The main content area features a large background image of a river in a forest. A section titled 'Our Pasts - 1 (Textbook of History)' is highlighted, with 'Social Science' and '127 Topics' indicated. Below this is a description of the book and a 'Practice from Book' button. A 'Subjects' section contains four buttons: 'ALL SUBJECTS', 'SCIENCE' (with a flask icon), 'MATHEMATICS' (with a book icon), and 'SOCIAL SCIENCE' (with a globe icon). At the bottom, there is a 'Practice Chapters From 6th Sikkim Board' section with four chapter cards: 'Chapter SYMMETRY', 'Chapter FUN WITH MAGNETS', 'Chapter CHANGES AROUND US', and 'Chapter BASIC GEOMETRICAL IDEAS'. An 'Ask a Doubt' button is visible in the bottom right corner.

**EMBIBE** Home Learn **Practice** Test Achieve

Search 15 K

## Our Pasts - 1 (Textbook of History)

Social Science 127 Topics 100

This book will help us understand the world that exists and how it evolved. It will take us through our ancient past. It also talks about people whose lives are different from ours.

Practice from Book

6th Sikkim B...

### Subjects

ALL SUBJECTS SCIENCE MATHEMATICS SOCIAL SCIENCE

### Practice Chapters From 6th Sikkim Board

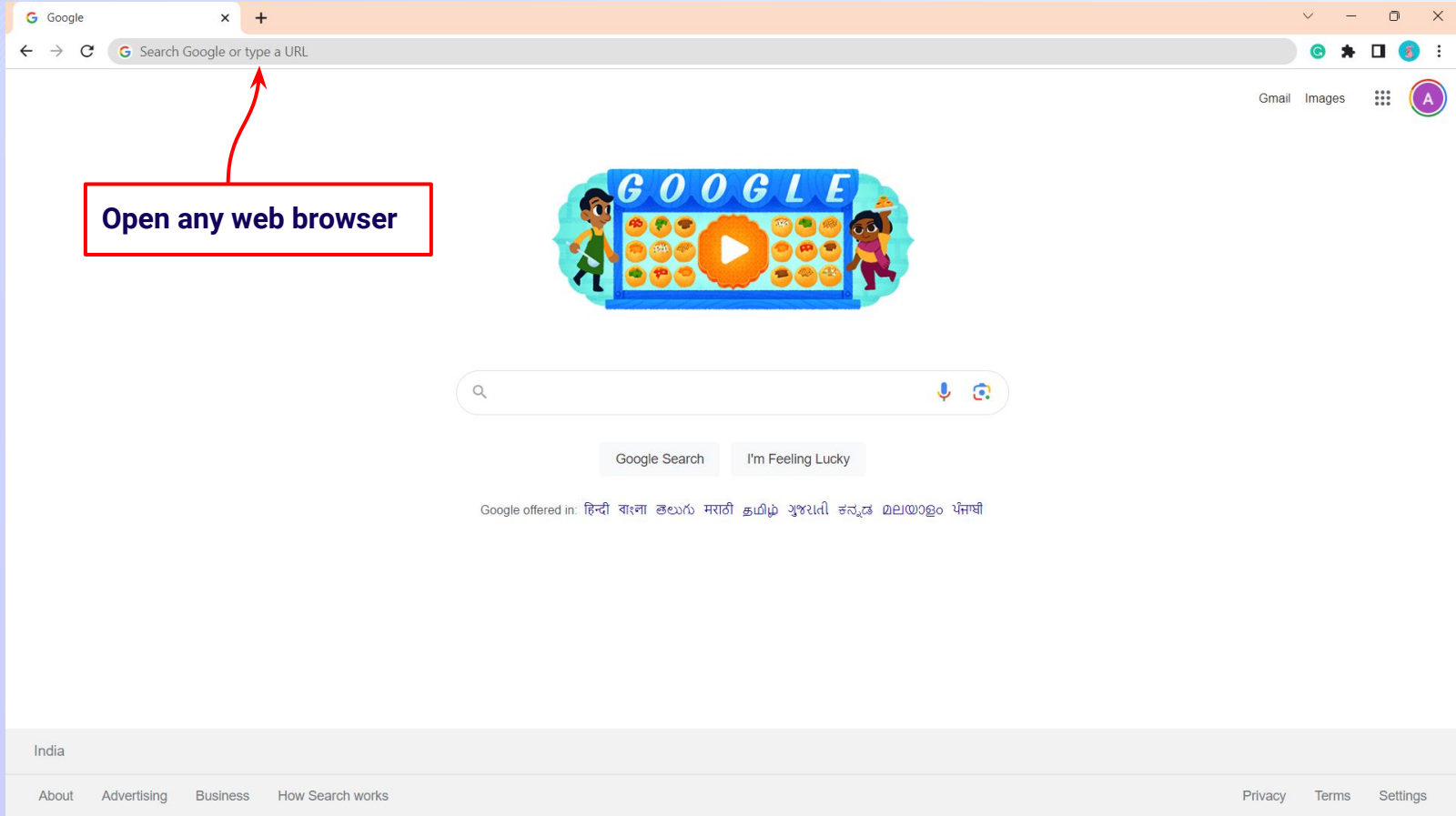
Chapter SYMMETRY Chapter FUN WITH MAGNETS Chapter CHANGES AROUND US Chapter BASIC GEOMETRICAL IDEAS

Ask a Doubt



# **STEP-BY-STEP LOGIN PROCESS TO EMBIBE STUDENT PLATFORM**

# STEP 1 *Open any web browser in your device.*





## STEP 2

Type the URL <https://gov.embibe.com/sikkim> in the browser.



gov.embibe.com/sikkim

Type the URL: gov.embibe.com/sikkim

# Google

Search Google or type a URL



My Home



हिन्दी



EMBIBE



My Home



English



हिन्दी



हिन्दी



English



English



Add shortcut

Customize Chrome



Delivering personalised education for every achiever in the land of **Kazi Lhendup Dorje**  
Journey of making every student self-reliant through excellent education

Click on Student



Student Registration

Student Login



Personalised Learning for

6th to 12th Sikkim Board, CET & Many More Exams

6th Sikkim Board

7th Sikkim Board

**8th Sikkim Board**

9th Sikkim Board

SSC

**STEP 4** | Click on the **Student Login** button.



Student

Educator

Delivering personalised  
education for every achiever in  
the land of **Kazi Lhendup Dorje**  
Journey of making every student  
self-reliant through excellent  
education



Student Registration

Student Login

Click on the **Student Login**  
button

Personalised Learning for

6th to 12th Sikkim Board, CET & Many More Exams

6th Sikkim Board

7th Sikkim Board

**8th Sikkim  
Board**

9th Sikkim Board

SSC

## STEP 5

Enter the **Mobile Number/Email ID** and **Password**.



×

### Login as a Student

Mobile / Email

Password

[Forgot Password?](#)

[Sign in using OTP](#)

New to Embibe? [Sign Up](#)

Enter the Mobile Number/Email ID that you used for registration here

Enter your Password

## STEP 6

Click on the **Login** button.




×

### Login as a Student

Mobile / Email

Password

Forgot Password?

**Login**

Sign in using OTP

New to Embibe? [Sign Up](#)

Click on the Login button

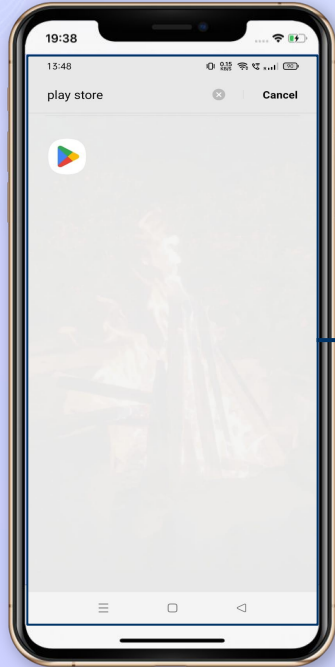




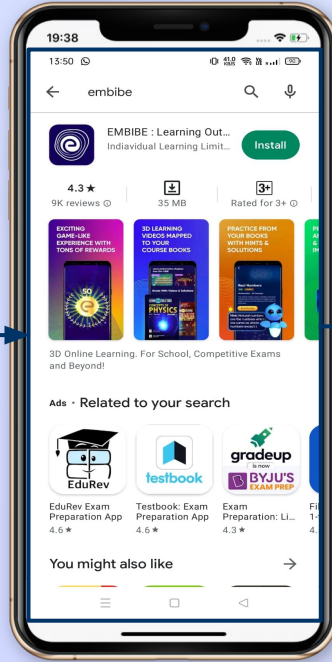
**STEP-BY-STEP** PROCESS TO DOWNLOAD  
EMBIBE **STUDENT APP**



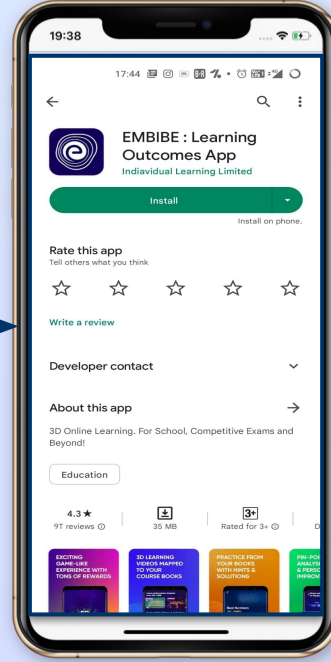
# STEP 1-4 Step-by-step process to download Embibe Student App



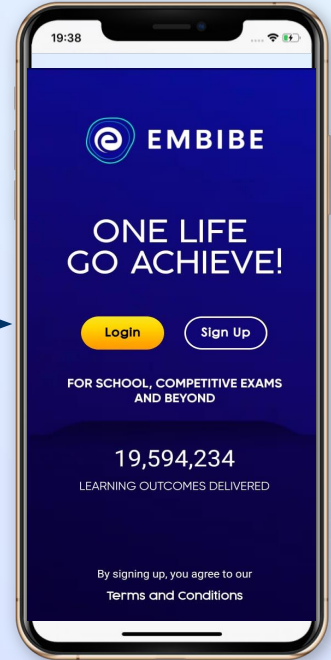
Go To Play Store



Search For Embibe App



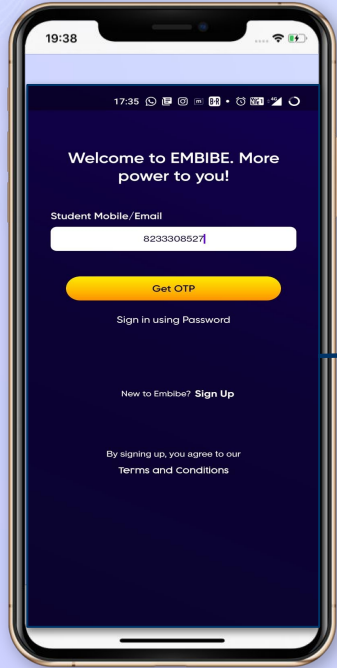
Click to install and Download the app in your phone



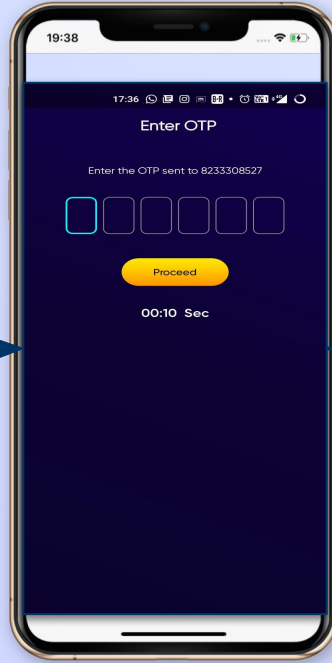
Open App and Click Login



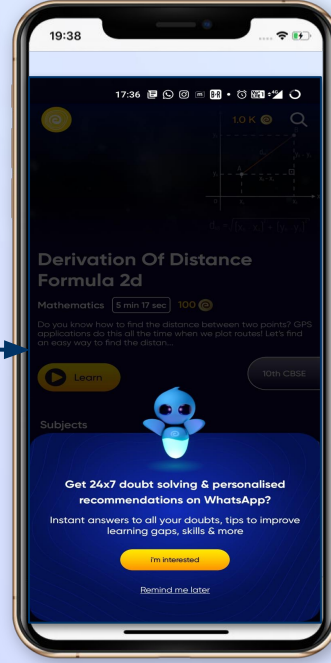
# STEP 5-8 Step-by-step process to download Embibe Student App



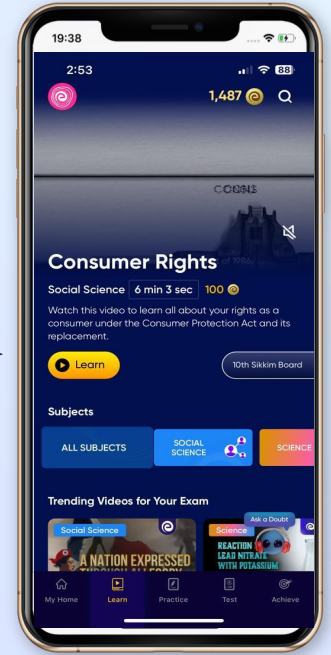
Enter REGISTERED Mobile Number



Enter OTP and Proceed



Opt in for personalized recommendations on Whatsapp



Start Embibing

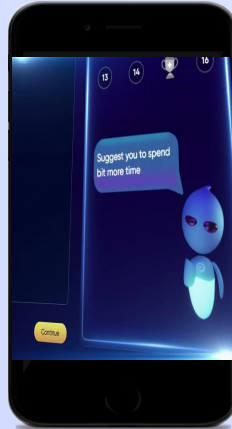


## LEARN



- Video-based learning aligned with your reference books
- Owned high-resolution 3D animated explainer videos
- Feature videos curated from YouTube to enhance learning 25K+ videos on the platform
- 9K+ owned videos

## PRACTICE



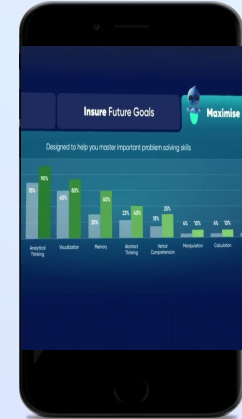
- Adaptive AI-powered practice
- Practice from popular books
- Practice previous year's questions
- Created over 2.5M questions

## TEST



- Chapter, subject, and full tests
- Attempt previous years papers
- Create your own test.
- Over 54K preset tests

## ACHIEVE



- Leveraging a diagnostic test to assess knowledge gaps
- Predicting improvement in scores basis learning pace
- Creating a personalized achievement journey
- Getting students to start their journey & playing back progress