



EMBIBE

***The Most Powerful Education
Platform Ever Invented***

Estd. 2012

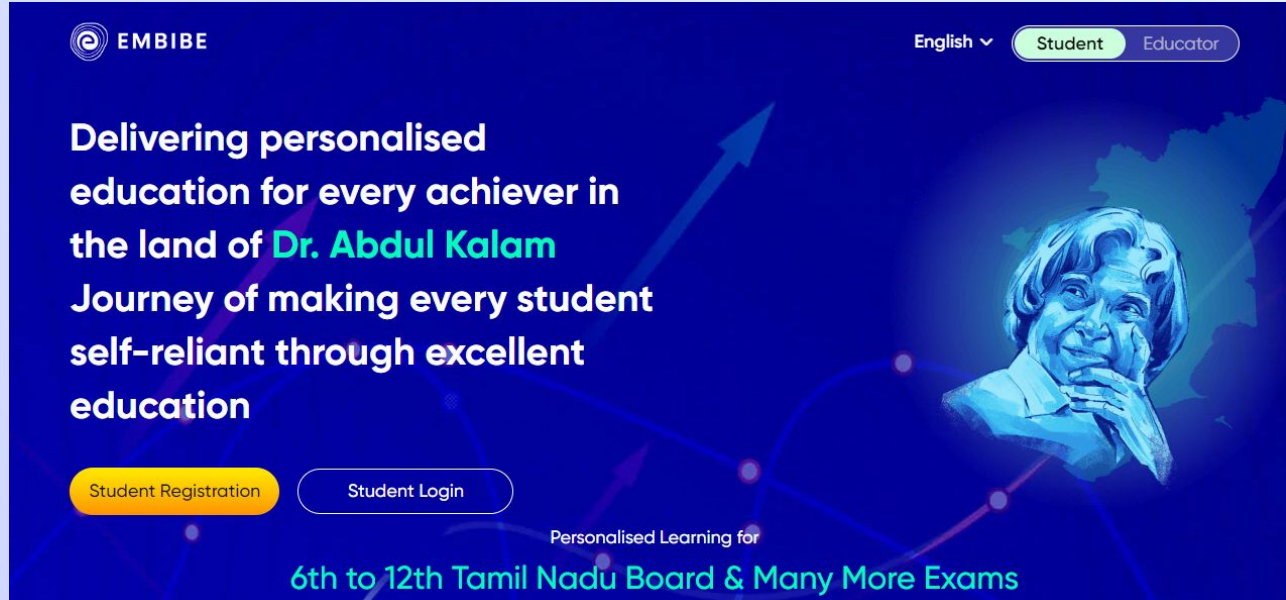
Welcome to Embibe, the most powerful platform ever invented!

Embibe is India's leading edTech platform, powered by Artificial Intelligence, designed to deliver truly personalised learning and outcomes for each student. It is the only platform with products catering to the entire education ecosystem, including students, parents, teachers, schools, and the administration.

In order to experience the platform to its full potential, you must register on the Embibe platform first.

While registering as a student you need to add the following:

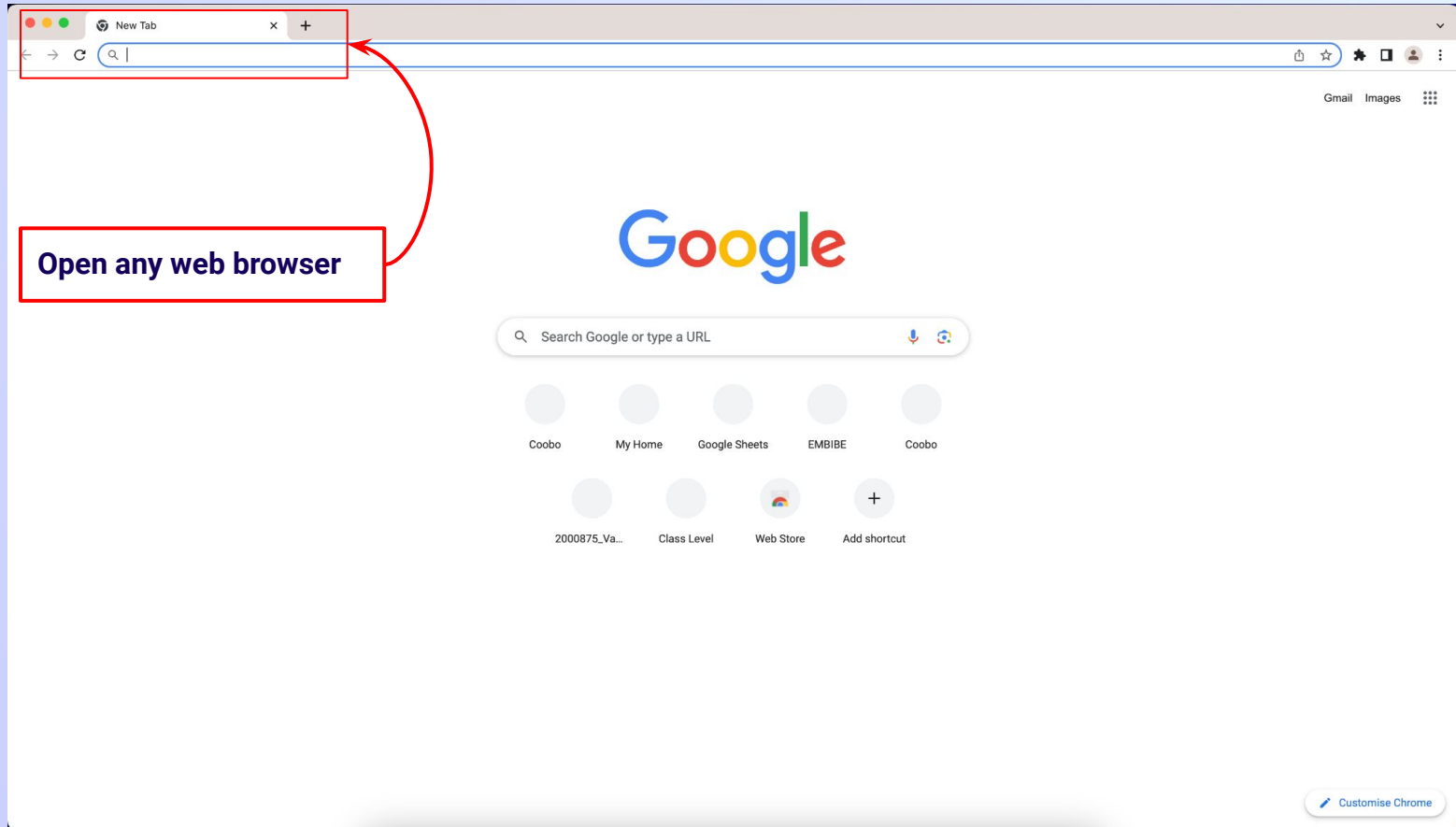
- **UDISE Code of your school**
- **Devices available**

The image shows a screenshot of the Embibe website homepage. The background is dark blue with a network of glowing lines and nodes. On the right side, there is a portrait of Dr. Abdul Kalam. The text is white and green. The top left has the Embibe logo and name. The top right has a language dropdown set to 'English' and two buttons: 'Student' (highlighted in green) and 'Educator'. The main text reads: 'Delivering personalised education for every achiever in the land of Dr. Abdul Kalam Journey of making every student self-reliant through excellent education'. At the bottom, there are two buttons: 'Student Registration' (highlighted in yellow) and 'Student Login' (white with a blue border). Below these buttons, it says 'Personalised Learning for 6th to 12th Tamil Nadu Board & Many More Exams'.

STEP-BY-STEP REGISTRATION ONTO THE
EMBIBE **STUDENT PLATFORM**

STEP 1

Open any web browser.



STEP 2

Type the **URL** <https://gov.embibe.com/tamilnadu> in the browser.



The screenshot shows a web browser window. The address bar at the top contains the URL <https://gov.embibe.com/tamilnadu>. A red rectangular box highlights the address bar, and a red arrow points from a text box on the left to it. The text box contains the instruction "Type the URL:" followed by the URL <https://gov.embibe.com/tamilnadu>. The browser displays the Google homepage with the search bar and various shortcuts. The shortcuts include Meet, JIRA, My Home, Inbox (18), WhatsApp, EMBIBE, Google Meet, State, English, and Add shortcut. The "Customize Chrome" button is visible in the bottom right corner.



The screenshot shows the EMBIBE website interface. At the top left is the EMBIBE logo. In the top right, there is a language dropdown menu with 'English' selected and a right-pointing arrow. Below the language menu are two buttons: 'Student' (highlighted with a red box) and 'Educator'. A red curved arrow points from a red-bordered box containing the text 'Click on Student' to the 'Student' button. The main content area features the text: 'Delivering personalised education for every achiever in the land of Dr. Abdul Kalam' (with 'Dr. Abdul Kalam' in green), followed by 'Journey of making every student self-reliant through excellent education'. At the bottom left, there are two buttons: 'Student Registration' (yellow) and 'Student Login' (white with a blue border). On the right side, there is a stylized illustration of Dr. Abdul Kalam. The background is dark blue with abstract network-like patterns.

EMBIBE

English >

Student Educator

Click on Student

Delivering personalised education for every achiever in the land of **Dr. Abdul Kalam**

Journey of making every student self-reliant through excellent education

Student Registration Student Login

Personalised Learning for

STEP 4 | Click on the **Student Registration** button.



Delivering personalised
education for every achiever in
the land of **Dr. Abdul Kalam**
Journey of making every student
self-reliant through excellent
education



Student Registration

Student Login

Personalised Learning for

Click on Student Registration

STEP 5

Enter the **UDISE Code** of your school (If you know it).



1

Step 1 of 3
School Details

● — ○ — ○

Create Your Student Account

Verify your School Details to get Started with Embibe

To ensure that only students can access our platform, we need to verify your school's details.
Please enter your school UDISE code below

UDISE Code*

[Find your UDISE code](#)

Enter the
UDISE code

2

Step 1 of 3
School Details

● — ○ — ○

Create Your Student Account

Verify your School Details to get Started with Embibe

To ensure that only students can access our platform, we need to verify your school's details.
Please enter your school UDISE code below

UDISE Code*

 X

Click on the
school name

STEP 6 Click on **Find your UDISE code** (If you do not know it).



Step 1 of 3
School Details

● — ○ — ○

Create Your Student Account

Verify your School Details to get Started with Embibe

To ensure that only students can access our platform, we need to verify your school's details.
Please enter your school UDISE code below

UDISE Code*

[Find your UDISE code](#)

If the UDISE code is not known, then click on "Find your UDISE code"

[Find your UDISE code](#)

STEP 7

Click on **Find your UDISE code** (If you do not know it).



Find your UDISE code

Download the excel file and search the UDISE Code by any of the options

- Your School Name
- Your Area Pin Code

Download

Search By PIN Code

How to find UDISE? [Watch Video](#)

If you do not know the UDISE Code, watch video to see how to find the UDISE Code

STEP 8

Click on the **Download** button to get the list of UDISE codes.



✕

Find your UDISE code

Download the excel file and search the UDISE Code by any of the options

- Your School Name
- Your Area Pin Code

Download

Search By PIN Code

How to find UDISE? [Watch Video](#)

blockName	clusterName	districtName	pincode	schoolCategory	schoolManagement	schoolName	stateName	udiseCode	villageName
ST.THOMAS	M PUMS, POZH	CHENGALPAT	600074	Primary	Department of Educa	PUPS, COWELE	Tamilnadu	33031400401	Cowlbazzar
ST.THOMAS	M PUMS, SANAT	CHENGALPAT	600126	Pr. with Up.Pr. s	Private Unaided (Recc	LYDIA MATRIC	Tamilnadu	33031400102	Agaramthen
ST.THOMAS	M PUMS, NEEL	CHENGALPAT	600115	Primary	Private Unaided (Recc	ST.PHILIPS NU	Tamilnadu	33031400506	Injambakkam
ST.THOMAS	M PUMS, NEEL	CHENGALPAT	600115	Pr. Up Pr. and Se	Private Unaided (Recc	VGP PHILOMIN	Tamilnadu	33031400508	Injambakkam
ST.THOMAS	M PUMS, POZH	CHENGALPAT	600074	Upper Pr. and Se	Department of Educa	GHS COWLBAZ	Tamilnadu	33031400402	Cowlbazzar
ST.THOMAS	M PUMS, NEEL	CHENGALPAT	600115	Primary	Government Aided	ADVENT CHRIS	Tamilnadu	33031400503	Injambakkam
ST.THOMAS	M PUMS, NEEL	CHENGALPAT	600115	Up. Pr. Seconda	Government Aided	ST.JOSEPHS HF	Tamilnadu	33031400504	Injambakkam
ST.THOMAS	M PUMS, SANAT	CHENGALPAT	600126	Primary	Tribal Welfare Depart	ADWPS Padhu	Tamilnadu	33031400101	Agaramthen
ST.THOMAS	M PUMS, OKKIA	CHENGALPAT	600097	Primary with Up	Department of Educa	PUMS Mootai	Tamilnadu	33031400501	Injambakkam
ST.THOMAS	M PUMS, SANAT	CHENGALPAT	600127	Primary with Up	Department of Educa	PUMS VENGA	Tamilnadu	33031400301	Vengambakka
ST.THOMAS	M PUMS, NEEL	CHENGALPAT	600115	Primary	Private Unaided (Recc	St. Joseph N ar	Tamilnadu	33031400517	Injambakkam
ST.THOMAS	M PUMS, MEDA	CHENGALPAT	600115	Pr. with Up.Pr. s	Private Unaided (Recc	THE BAY INTEF	Tamilnadu	33031400521	Injambakkam
ST.THOMAS	M PUMS, NEEL	CHENGALPAT	600115	Pr. with Up.Pr. s	Private Unaided (Recc	PRIM ROSE Sc	Tamilnadu	33031400515	Injambakkam
ST.THOMAS	M PUMS, SANAT	CHENGALPAT	600126	Up. Pr. Seconda	Tribal Welfare Depart	ADWHS, Paduv	Tamilnadu	33031400104	Agaramthen
ST.THOMAS	M PUMS, NEEL	CHENGALPAT	600115	Pr. with Up.Pr. s	Private Unaided (Recc	VAELS Internat	Tamilnadu	33031400518	Injambakkam
ST.THOMAS	M PUMS, SANAT	CHENGALPAT	600126	Primary	Private Unaided (Recc	Sharon N & P S	Tamilnadu	33031400105	Agaramthen
ST.THOMAS	M PUMS, MADI	CHENGALPAT	600119	Pr. with Up.Pr. s	Private Unaided (Recc	Ramana Vidyal	Tamilnadu	33031400705	Karapakkam
ST.THOMAS	M PUMS, KARAF	CHENGALPAT	600097	Primary	Department of Educa	PUPS KARAPAK	Tamilnadu	33031400701	Karapakkam
ST.THOMAS	M PUMS, NEEL	CHENGALPAT	600100	Primary	Private Unaided (Recc	PADMAM Nurs	Tamilnadu	33031400604	Jalladianpet
ST.THOMAS	M ADWPS, PAL	CHENGALPAT	600041	Primary	Department of Educa	PUPS KOTTIVA	Tamilnadu	33031400901	Kottivakkam
ST.THOMAS	M ADWPS, PAL	CHENGALPAT	600097	Pr. Up Pr. and Se	Private Unaided (Recc	Sri Chaitanya T	Tamilnadu	33031400912	Kottivakkam
ST.THOMAS	M PUMS, SANAT	CHENGALPAT	600048	Primary	Private Unaided (Recc	Glory N & P Sc	Tamilnadu	33031401708	Mudichur
ST.THOMAS	M PUMS, NEEL	CHENGALPAT	600115	Pr. with Up.Pr. s	Private Unaided (Recc	BROTHER HOC	Tamilnadu	33031401803	Neelankarai
ST.THOMAS	M ADWPS, PAL	CHENGALPAT	600096	Pr. with Up.Pr. s	Private Unaided (Recc	Al - Fajr Intern	Tamilnadu	33031400913	Kottivakkam
ST.THOMAS	M PUMS, MEDA	CHENGALPAT	600100	Primary with Up	Private Unaided (Recc	Velammal New	Tamilnadu	33031401515	Medavakkam

Click on the Download button

STEP 9

Click on the **Search by PIN Code** button.



You can search the UDISE code using your area PIN code

1

Find your UDISE code

Download the excel file and search the UDISE Code by any of the options

- Your School Name
- Your Area Pin Code

Download

Search By PIN Code

How to find UDISE? [Watch Video](#)

Click here

Enter your school area PIN code to search for your school

2

Find Your UDISE Code

Search For Your School By PIN Code

Enter PIN code

Find your School by PIN Code Location

Enter your area PIN Code here

STEP 10 | Enter the area **PIN Code** of your school and select.



1

Find Your UDISE Code

Search For Your School By PIN Code

By PIN Code

600074
ST.THOMAS MOUNT(RURAL), CHENGALPATTU, Tamilnadu

Select your school from the list of schools that populates here

The drop down will show the schools mapped with the entered PIN code

2

Find Your UDISE Code

Search For Your School By PIN Code

7 results

- GHS COWLBAZAR**
33031400402
- Sri Selva Vignesh, Pozhichalur**
33031402307
- ADWPS, Pozhichalur**
33031402301
- MARYA NIVAS MHSS, POZHICALUR**
33031402304
- Sri Saradha Eshwar Vid.Mandir MHSS Pozhichalur**
33031402305
- PUMS Pozhichalur**
33031402302
- PUPS, COWELBAZAR**
33031400401



Step 1 of 3
School Details

● — ○ — ○

Create Your Student Account

Verify your School Details to get Started with Embibe

To ensure that only students can access our platform, we need to verify your school's details.
Please enter your school UDISE code below

UDISE Code*

33031400402

The details for the above UDISE Code are:

GHS COWLBAZAR

School Category: Upper Pr. and Secondary
State: Tamilnadu
District: CHENGALPATTU
Block / Taluka: ST.THOMAS MOUNT(RURAL)
Village: Cowlbazzar
PIN Code: 600074

[This is My School](#)

[Not your School? Change UDISE Code](#)

Verify your school details

STEP 11 | Click on the *This is My School* button.



Step 1 of 3
School Details

● ○ ○

Create Your Student Account

Verify your School Details to get Started with Embibe

To ensure that only students can access our platform, we need to verify your school's details.
Please enter your school UDISE code below

UDISE Code*

33031400402

The details for the above UDISE Code are:

GHS COWLBAZAR

School Category: Upper Pr. and Secondary
State: Tamilnadu
District: CHENGALPATTU
Block / Taluka: ST.THOMAS MOUNT(RURAL)
Village: Cowlbazzar
PIN Code: 600074

This is My School

[Not your School? Change UDISE Code](#)

Click on the
**This is My
School button**



STEP 12 | Create your **Student Account** by providing your personal details. Enter your name.



Enter your first name in Field 1
and your last name in Field 2

Step 2 of 3
Personal Details

Create Your Student Account

Fill up your Personal detail to get Started with EMBIBE

First Name* **1**

Last Name ^① **2**

Gender*

Mobile Number*

Date Of Birth*

Category*

Parent / Guardian Name*

Parent / Guardian Mobile Number*

Same as Student Number

Password*

Confirm Password*

[Previous](#) [Next](#)

By signing up, you agree to our [Terms and Conditions](#)

STEP 13 | Select your gender.



Select your gender from the dropdown

Step 2 of 3
Personal Details

Create Your Student Account
Fill up your Personal detail to get Started with EMBIBE

First Name*

Last Name ¹

Gender* ³
 ▲
Male
Female
Transgender

Mobile Number*

Category* ▼

Parent / Guardian name

Parent / Guardian Mobile Number*
 Same as Student Number

Password*

Confirm Password*

By signing up, you agree to our [Terms and Conditions](#)

STEP 14 | Enter your 10-digit *mobile number*.



Enter your mobile number in Field 4

Step 2 of 3
Personal Details

Create Your Student Account
Fill up your Personal detail to get Started with EMBIBE

First Name*	Last Name ⓘ
<input type="text"/>	<input type="text"/>
Gender*	Mobile Number* 4
<input type="text"/>	<input type="text" value="Enter mobile number"/>
Date Of Birth*	Category*
<input type="text" value="dd-mm-yyyy"/>	<input type="text" value="Choose Category"/>
Parent / Guardian Name*	Parent / Guardian Mobile Number*
<input type="text" value="Enter Parent / Guardian Name"/>	<input type="text" value="Enter Parent / Guardian Mobile Number"/>
Password*	Confirm Password* <input type="checkbox"/> Same as Student Number
<input type="text" value="Enter Password"/>	<input type="text" value="Confirm Your Password"/>

By signing up, you agree to our [Terms and Conditions](#)

STEP 15 | Select and enter your **date of birth** from the calendar.



Select your date of birth from the Calendar in Field 5

Step 2 of 3
Personal Details

Create Your Student Account


Fill up your Personal detail to get Started with EMBIBE

First Name*

Last Name ¹

Gender*

Mobile Number*

Date Of Birth* 

Category*

Parent / Guardian Mobile Number*

Same as Student Number

Confirm Password*

By signing up, you agree to our [Terms and Conditions](#)

Su	Mo	Tu	We	Th	Fr	Sa
		1	2	3	4	5
6	7	8	9	10	11	12
13	14	15	16	17	18	19
20	21	22	23	24	25	26
27	28	29	30	31		

STEP 16 Choose the **category** you are assigned to.



Select your category
in Field 6

Step 2 of 3
Personal Details

Create Your Student Account

Fill up your Personal detail to get Started with EMBIBE

First Name*

Last Name ⓘ

Gender*

Mobile Number*

Date Of Birth*

Parent / Guardian Name*

Password*

Category* **6**

- Choose Category ▲
- General (Gen)
- Scheduled Castes (SC)
- Scheduled Tribes (ST)
- Other Backward Classes (OBC)
- Persons With Disabilities (PWD)

By signing up, you agree to our [Terms and Conditions](#)

STEP 17 | Enter either of your parent/guardian names.



Step 2 of 3
Personal Details

Create Your Student Account
Fill up your Personal detail to get Started with EMBIBE

First Name*

Last Name ⓘ

Gender*

Mobile Number*

Date Of Birth*

Category*

Parent / Guardian Name* 7

Parent / Guardian Mobile Number*

Same as Student Number

Password*

Confirm Password*

[Previous](#) [Next](#)

Enter either of your parent names in Field 7

STEP 18 | Enter your parent/guardian's mobile number.



Enter your parent/guardian's mobile number in Field 8.

If their number is the same as entered already, check this box.

Step 2 of 3
Personal Details

Create Your Student Account

Fill up your Personal detail to get Started with EMBIBE

First Name*	Last Name ⓘ
<input type="text" value="Enter First Name"/>	<input type="text" value="Enter Last Name"/>
Gender*	Mobile Number*
<input type="text" value="Choose Gender"/>	<input type="text" value="Enter mobile number"/>
Date Of Birth*	Category*
<input type="text" value="dd-mm-yyyy"/>	<input type="text" value="Choose Category"/>
Parent / Guardian Name*	Parent / Guardian Mobile Number* 8
<input type="text" value="Enter Parent / Guardian Name"/>	<input type="text" value="Enter Parent / Guardian Mobile Number"/>
Password*	<input type="checkbox"/> Same as Student Number
<input type="text" value="Enter Password"/>	<input type="text" value="Confirm Your Password"/>

Previous Next

STEP 19 | Create a *password*.



Enter a password of your choice for the Embibe Student App login in Field 9

Step 2 of 3
Personal Details

Create Your Student Account
Fill up your Personal detail to get Started with EMBIBE

First Name*	Last Name ⓘ
<input type="text" value="Enter First Name"/>	<input type="text" value="Enter Last Name"/>
Gender*	Mobile Number*
<input type="text" value="Choose Gender"/>	<input type="text" value="Enter mobile number"/>
Date Of Birth*	Category*
<input type="text" value="dd-mm-yyyy"/>	<input type="text" value="Choose Category"/>
Parent / Guardian Name*	Parent / Guardian Mobile Number*
<input type="text" value="Enter Parent / Guardian Name"/>	<input type="text" value="Enter Parent / Guardian Mobile Number"/>
	<input type="checkbox"/> Same as Student Number
Password* 9	Confirm Password*
<input type="password" value="Enter Password"/>	<input type="password" value="Confirm Your Password"/>

Previous Next

STEP 20 Re-enter and confirm your password.



Re-enter the password to confirm it in Field 10

Step 2 of 3
Personal Details

Create Your Student Account

Fill up your Personal detail to get Started with EMBIBE

First Name*	Last Name ⓘ
<input type="text" value="Enter First Name"/>	<input type="text" value="Enter Last Name"/>
Gender*	Mobile Number*
<input type="text" value="Choose Gender"/>	<input type="text" value="Enter mobile number"/>
Date Of Birth*	Category*
<input type="text" value="dd-mm-yyyy"/>	<input type="text" value="Choose Category"/>
Parent / Guardian Name*	Parent / Guardian Mobile Number*
<input type="text" value="Enter Parent / Guardian Name"/>	<input type="text" value="Enter Parent / Guardian Mobile Number"/>
Password*	<input type="checkbox"/> Same as Student Number
<input type="text" value="Enter Password"/>	10 <input type="text" value="Confirm Your Password"/>

Previous Next

STEP 21 | Click on the **Next** button.



Click on the **Next** button

Step 2 of 3
Personal Details

Create Your Student Account
Fill up your Personal detail to get Started with EMBIBE

First Name*	Last Name ⓘ
<input type="text"/>	<input type="text"/>
Gender*	Mobile Number*
<input type="text"/>	<input type="text"/>
Date Of Birth*	Category*
<input type="text"/>	<input type="text"/>
Parent / Guardian Name*	Parent / Guardian Mobile Number*
<input type="text"/>	<input type="text"/>
Password*	Confirm Password*
<input type="password"/>	<input type="password"/>

Same as Student Number

By signing up, you agree to our [Terms and Conditions](#)

STEP 22 | Enter the 6-digit **One-Time Password** received as SMS.



After clicking on the **Next** button, you will receive a 6-digit OTP on your registered mobile number

Verify your mobile number

Enter the OTP sent to

[Blurred mobile number]

[Six empty boxes for OTP digits]

Verify OTP

Resend OTP

Enter the 6-digit OTP received on your registered mobile number

If you have not received the OTP in under 15 seconds, click on Resend OTP.

STEP 23 Click on the **Verify OTP** button.



Verify your mobile number

Enter the OTP sent to

○ ○ ○ ○ ○ ○

Verify OTP

[Resend OTP](#)

Click on the Verify OTP button

STEP 24 Enter the details of the **Personal Device and Internet Connection** available.



Progress indicator: 3 steps, 2nd step active.

Create Your Student Account

Fill up your Class / Classes detail to get Started with EMBIBE

Personal Device and Internet Details

Do you have the following Device(s) at Home?*

- Personal Smart Phone
- Personal Tablet
- PC / Desktop
- Laptop / Notebook
- I don't have any Device at Home

Do you have Internet Access at Home?*

Yes No

Are any of these Device(s) your own?*

No, I share my Parent's Device(s)

Note: Careful attention to detail leads to the best learning experience. Please make sure you have added all of your details correctly

Proceed

Select the device(s) available at home

STEP 25 | If you have **no available device**, select accordingly.



If you don't have any device(s) available at home, then select the option "I don't have any device at home"

Create Your Student Account

Fill up your Class / Classes detail to get Started with EMBIBE

Personal Device and Internet Details

Do you have the following Device(s) at Home?*

- Personal Smart Phone
- Personal Tablet
- PC / Desktop
- Laptop / Notebook
- I don't have any Device at Home

Do you have Internet Access at Home?*

Yes No

Are any of these Device(s) your own?*

No, I share my Parent's Device(s)

Note: Careful attention to detail leads to the best learning experience. Please make sure you have added all of your details correctly

Proceed

STEP 26 | Select availability of internet at home.



Progress indicator: 3 steps, 2nd step active.

Create Your Student Account

Fill up your Class / Classes detail to get Started with EMBIBE

Personal Device and Internet Details

Do you have the following Device(s) at Home?*

- Personal Smart Phone
- Personal Tablet
- PC / Desktop
- Laptop / Notebook
- I don't have any Device at Home

Do you have Internet Access at Home?*

Yes No

Are any of these Device(s) your own?*

No, I share my Parent's Device(s)

Note: Careful attention to detail leads to the best learning experience. Please make sure you have added all of your details correctly

[Proceed](#)

If you have internet access at home, kindly select Yes. Otherwise, select No

STEP 27 | Select **Yes** if it is your **own device**.



Are any of these Device(s) your own?*

No, I share my Parent's Device(s)

Yes, I have my own Device(s)

Your Class / Classes Details

Select Your School Board*

Class / Classes*

Section*

Note: Careful attention to detail leads to the best learning experience. Please make sure you have added all of your details correctly

Proceed

If the above-mentioned device(s) is used only by you, select **Yes**. Otherwise, select **No**

STEP 28 | Select your school board.



Select the board of your school

The screenshot shows a dark-themed form titled "Create Your Student Account". At the top, there are three progress indicators. Below the title, it says "Fill up your Class / Classes detail to get Started with EMBIBE". The form contains several sections: a question about device ownership with two radio button options, a section titled "Your Class / Classes Details" with an upward arrow, and a highlighted dropdown menu for "Select Your School Board*". Below this are dropdowns for "Class / Classes*" and "Section*", and a note at the bottom: "Note: Careful attention to detail leads to the best learning experience. Please make sure you have added all of your details correctly". A yellow "Proceed" button is at the bottom right.

Are any of these Device(s) your own?*

No, I share my Parent's Device(s)

Yes, I have my own Device(s)

Your Class / Classes Details ^

Select Your School Board*

Class / Classes*

Choose Class / Classes ▾

Section*

Note: Careful attention to detail leads to the best learning experience. Please make sure you have added all of your details correctly

Proceed

STEP 29 | Select the **class** you are studying in.



Step 3 of 3

Class / Classes Details

● — ● — ●

Create Your Student Account

Fill up your Class / Classes detail to get Started with EMBIBE

Yes, I have my own Device(s)

Your Class / Classes Details

Select Your School Board*

Class / Classes*

Choose Class / Classes ▲

6th	_____
7th	_____
8th	_____
9th	_____
10th	_____

Note: Careful attention to detail leads to the best learning experience. Please make sure you have added all of your details correctly

Proceed

Select the class you are studying in from the drop down

STEP 30 | Select the **section** you belong to in your class.



Step 3 of 3
Class / Classes Details

○ — ○ — ○

Create Your Student Account

A
B
C
D
E

Choose Section

Select Medium Of Insturction*

Select Medium of Insturction

Note: Careful attention to detail leads to the best learning experience. Please make sure you have added all of your details correctly

Select the section you belong to

STEP 31 | Select the *medium of instruction* in your school.



Select the medium of instruction from the drop down

In case your school has only one medium of instruction, this field will be populated automatically

Create Your Student Account

Fill up your Class / Classes detail to get Started with EMBIBE

Class / Classes*

Choose Class / Classes ▼

Section*

Choose Section ▼

Select Medium Of Insturction*

Select Medium of Insturction ▼

Note: Careful attention to detail leads to the best learning experience. Please make sure you have added all of your details correctly

Proceed

STEP 32 Click on the **Proceed** button.



Click on the
Proceed button

Create Your Student Account

Fill up your Class / Classes detail to get Started with EMBIBE

Select Your School Board*

Class / Classes*

6th

Section*

B

Select Medium Of Instruction*

English

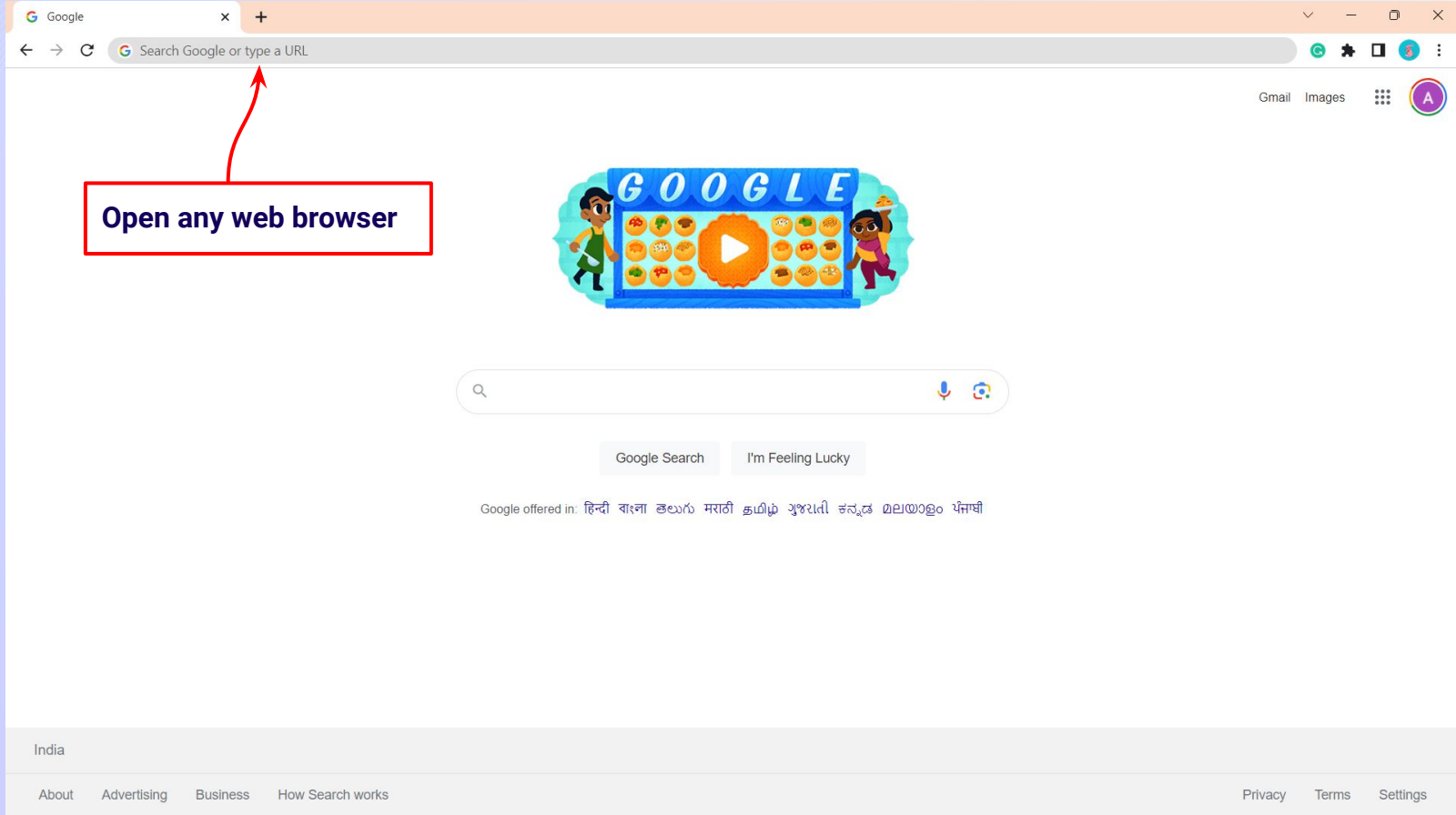
Note: Careful attention to detail leads to the best learning experience. Please make sure you have added all of your details correctly

Proceed



STEP-BY-STEP LOGIN PROCESS TO EMBIBE STUDENT PLATFORM

STEP 1 *Open any web browser in your device.*



STEP 2

Type the **URL** <https://gov.embibe.com/tamilnadu> in the browser.



The screenshot shows a web browser window. The address bar at the top contains the URL <https://gov.embibe.com/tamilnadu>, which is highlighted with a red rectangular box. A red arrow originates from a text box on the left and points to the URL in the address bar. The text box contains the instruction "Type the URL:" followed by the URL <https://gov.embibe.com/tamilnadu>. Below the address bar, the Google search engine interface is visible, featuring the Google logo, a search bar with the placeholder text "Search Google or type a URL", and a grid of shortcuts including Meet, JIRA, My Home, Inbox (18), WhatsApp, EMBIBE, Google Meet, State, English, and an "Add shortcut" button. The browser's top navigation bar shows tabs for "DPT board - Agile B..." and "testing_Principal_N...".



English >

Student

Educator

Delivering personalised education for every achiever in the land of **Dr. Abdul Kalam**
Journey of making every student self-reliant through excellent education

Click on Student

Student Registration

Student Login

Personalised Learning for





Delivering personalised
education for every achiever in
the land of **Dr. Abdul Kalam**
Journey of making every student
self-reliant through excellent
education



Student Registration

Student Login

Click on the Student Login
button

Personalised Learning for

STEP 5

Enter the **Mobile Number/Email ID** and **Password**.




×

Login as a Student

Mobile / Email

Password

Forgot Password?

Login

Sign in using OTP

New to Embibe? [Sign Up](#)

Enter the Mobile Number/Email ID that you used for registration here

Enter your Password

STEP 6

Click on the **Login** button.



×

Login as a Student

Mobile / Email

Password

Forgot Password?

Login

Sign in using OTP

New to Embibe? [Sign Up](#)

Click on the Login button



You will land on the homepage of the Embibe Student App

The screenshot shows the Embibe app interface. At the top, the navigation bar includes 'Home', 'Learn', 'Practice', 'Test', and 'Achieve'. The main header displays 'EMBIBE' and 'Mathematics Standard 10'. Below this, there are filters for '56 Topics' and '100' items. A description of the book is provided, followed by a 'Practice from Book' button. A 'Subjects' section features four colored buttons: 'ALL SUBJECTS' (blue), 'SCIENCE' (orange), 'MATHEMATICS' (purple), and 'SOCIAL SCIENCE' (light blue). The 'Trending Books for Your Exam' section shows two book covers: 'CLASS 10 TAMIL NADU BOARD LEARN WITH SOLUTIONS MATHEMATICS STANDARD 10' and 'CLASS 10 TAMIL NADU BOARD LEARN WITH SOLUTIONS SCIENCE STANDARD 10'. On the right side, a search bar is visible, and a list of 10 topics is displayed, including '1.1 Introduction to Relations and Functions', '1.2 Ordered Pair', '1.3 Cartesian Product', '1.4 Relations', '1.5 Functions', '1.6 Representation of Functions', '1.7 Types of Functions', '1.8 Special Cases of Function', '1.9 Composition of Functions', and '1.10 Identification of Some Functions Through Graphs'. A notification bell icon and '2.1K' are also present in the top right corner.

EMBIBE Home Learn **Practice** Test Achieve

Mathematics Standard 10

Mathematics 56 Topics 100

This book discusses the fundamentals of Mathematics with the help of solved examples and exercises. It covers concepts, such as Relation and Function, Geometry, Mensuration, Trigonometry, Coordinate Geometry, and Statistics and Probability.

Practice from Book

Subjects

- ALL SUBJECTS
- SCIENCE
- MATHEMATICS
- SOCIAL SCIENCE

Trending Books for Your Exam

- CLASS 10 TAMIL NADU BOARD
LEARN WITH SOLUTIONS
MATHEMATICS
STANDARD 10
- CLASS 10 TAMIL NADU BOARD
LEARN WITH SOLUTIONS
SCIENCE
STANDARD 10

10 Topics

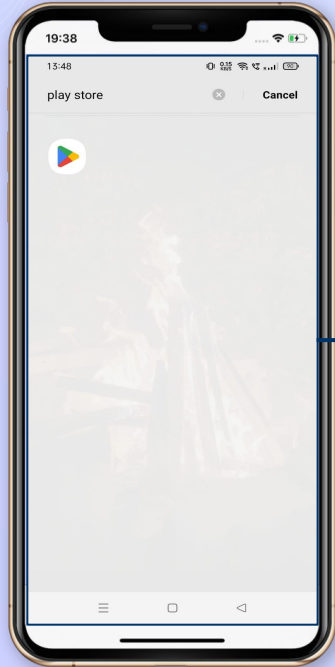
- 1.1 Introduction to Relations and Functions
- 1.2 Ordered Pair
- 1.3 Cartesian Product
- 1.4 Relations
- 1.5 Functions
- 1.6 Representation of Functions
- 1.7 Types of Functions
- 1.8 Special Cases of Function
- 1.9 Composition of Functions
- 1.10 Identification of Some Functions Through Graphs

10th Tamil N...

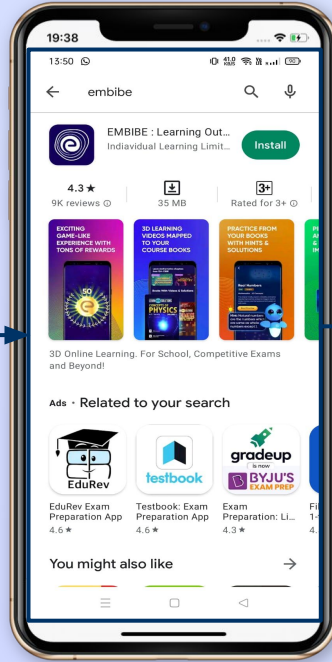
Ask a Doubt

STEP-BY-STEP PROCESS TO DOWNLOAD
EMBIBE **STUDENT APP**

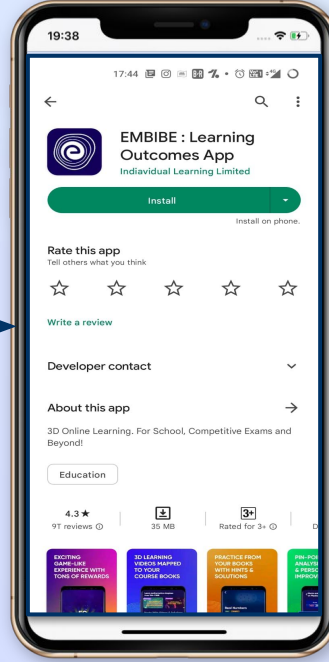
STEP 1-4 Step-by-step process to download Embibe Student App



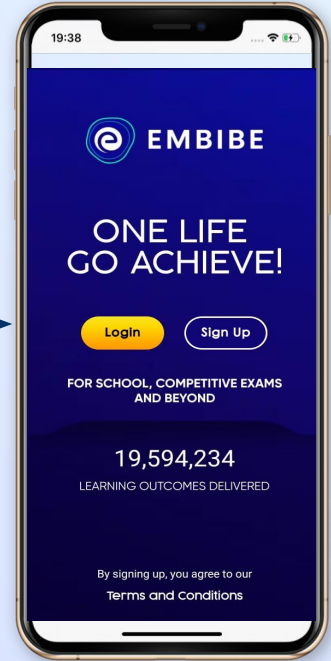
Go To Play Store



Search For Embibe App

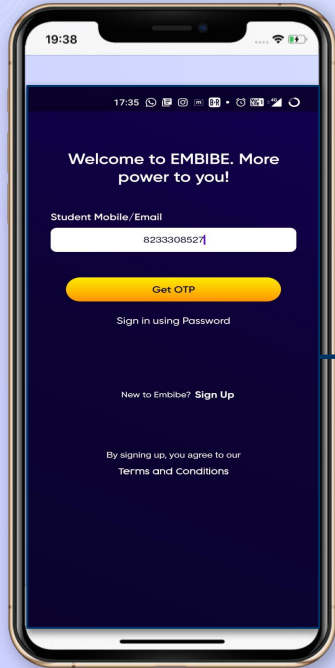


Click to install and Download the app in your phone

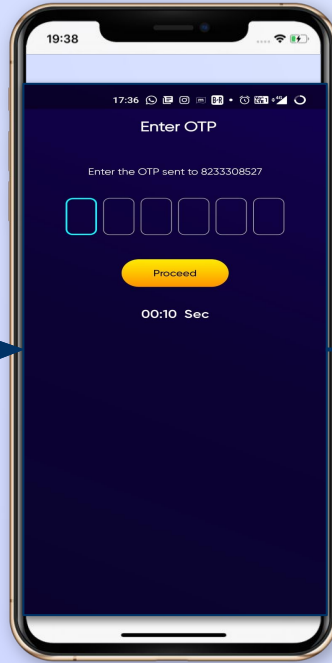


Open App and Click Login

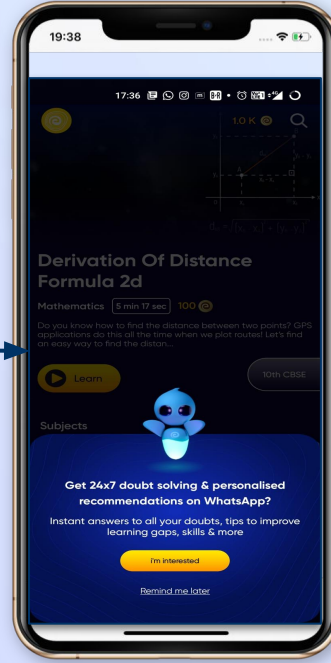
STEP 5-8 Step-by-step process to download Embibe Student App



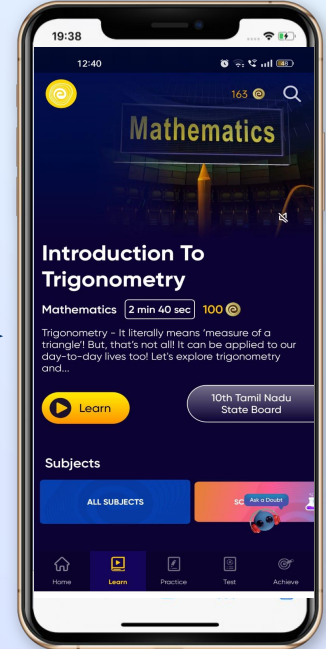
Enter REGISTERED Mobile Number



Enter OTP and Proceed



Opt in for personalized recommendations on Whatsapp




Start Embibing

STUDENT APP

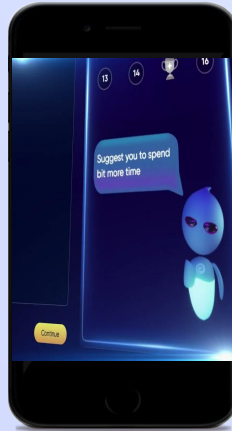
Delivering personalised learning to every student!

LEARN



- Video-based learning aligned with your reference books
- Owned high-resolution 3D animated explainer videos
- Feature videos curated from YouTube to enhance learning 25K+ videos on the platform
- 9K+ owned videos

PRACTICE



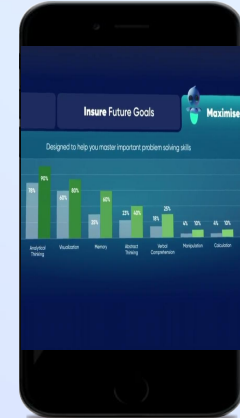
- Adaptive AI-powered practice
- Practice from popular books
- Practice previous year's questions
- Created over 2.5M questions

TEST



- Chapter, subject, and full tests
- Attempt previous years papers
- Create your own test.
- Over 54K preset tests

ACHIEVE



- Leveraging a diagnostic test to assess knowledge gaps
- Predicting improvement in scores basis learning pace
- Creating a personalized achievement journey
- Getting students to start their journey & playing back progress



Thank you!

We innovate today to impact a billion tomorrows.

