



EMBIBE

***The Most Powerful Education
Platform Ever Invented***

Estd. 2012

Welcome to Embibe, the most powerful platform ever invented!



Embibe is India's leading edTech platform, powered by Artificial Intelligence, designed to deliver truly personalised learning and outcomes for each student. It is the only platform with products catering to the entire education ecosystem, including students, parents, teachers, schools, and the administration.

In order to experience the platform to its full potential, you must register on the Embibe platform first.

While registering as a student you need to add the following:

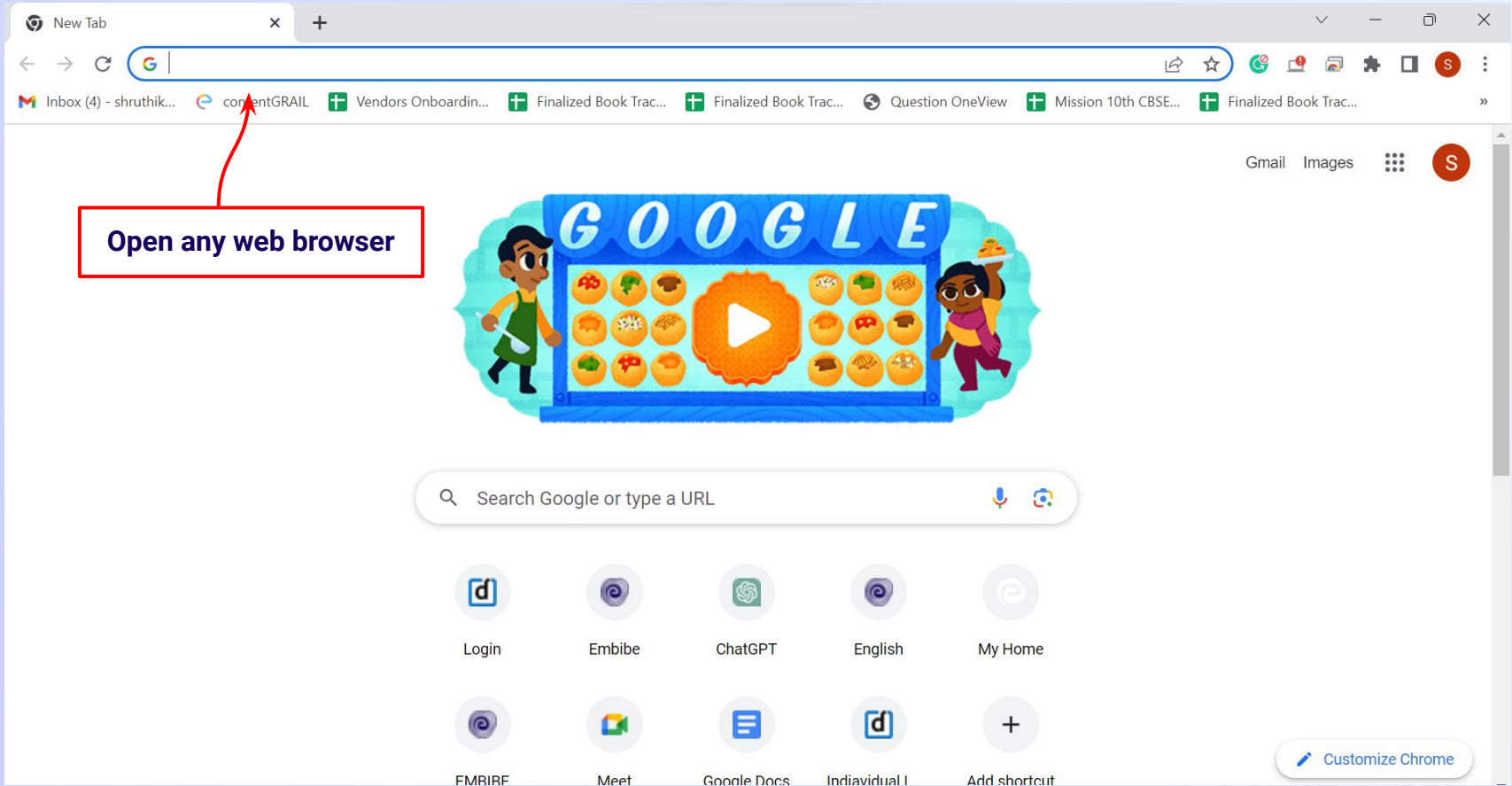
- **UDISE Code of your school**
- **Devices available**

A screenshot of the Embibe website homepage. The page has a dark blue background with a network of glowing lines and nodes. At the top left is the Embibe logo. At the top right, there is a language dropdown set to 'English' and two buttons: 'Student' (highlighted in yellow) and 'Educator'. The main heading reads: 'Delivering personalised education for every achiever in the land of Sumitranandan Pant Journey of making every student self-reliant through excellent education'. Below this, there are two buttons: 'Student Registration' (highlighted in yellow) and 'Student Login'. At the bottom, it says 'Personalised Learning for 6th to 12th Uttarakhand Board & Many More Exams'. A navigation bar at the very bottom lists '9th UBSE', '10th UBSE', '11th UBSE' (highlighted), '12th UBSE', and 'UP Constable'. There is also a 'Chat With Us' button in the bottom right corner.



STEP-BY-STEP REGISTRATION ONTO THE EMBIBE **STUDENT PLATFORM**

STEP 1 *Open any web browser in your device.*



STEP 2

Type the **URL** <https://gov.embibe.com/uttarakhand> in the browser.



A screenshot of a Chrome browser window. The address bar at the top shows the URL 'gov.embibe.com/uttarakhand' highlighted with a red box. Below the address bar, there are several tabs: 'Central Academic...', 'Embibe: Login', and 'ADP User Manage...'. On the right side of the browser, there are icons for 'Gmail' and 'Images', and a profile icon with the letter 'A'. The main content of the browser is the Google homepage. The Google logo is centered. Below it is a search bar with the text 'Search Google or type a URL'. Under the search bar, there are several shortcut icons: 'My Home', 'Gmail', 'English', 'हिन्दी', 'ଓଡ଼ିଆ', 'EMBIBE', 'हिन्दी', 'Web Store', and 'Add shortcut'. A 'Customize Chrome' button is visible in the bottom right corner. A red box on the left side of the page contains the text 'Type the URL: https://gov.embibe.com/uttarakhand', with a red arrow pointing from this box to the address bar.

Type the URL:

<https://gov.embibe.com/uttarakhand>

Gmail Images

Google

Search Google or type a URL



My Home



Gmail



English



हिन्दी



ଓଡ଼ିଆ



EMBIBE



हिन्दी



Web Store



Add shortcut

Customize Chrome



English >

Student

Educator

Delivering personalised education for every achiever in the land of **Sumitranandan Pant**
Journey of making every student self-reliant through excellent education

Click on Student



Student Registration

Student Login

Personalised Learning for

6th to 12th Uttarakhand Board & Many More Exams

Chat With Us



9th UBSE

10th UBSE

11th UBSE

12th UBSE

UP Constable

STEP 4 | Click on the **Student Registration** button.



EMBIBE English **Student** Educator

Delivering personalised education for every achiever in the land of **Sumitranandan Pant**
Journey of making every student self-reliant through excellent education

Student Registration Student Login **Click on Student Registration**

Personalised Learning for
6th to 12th Uttarakhand Board & Many More Exams

9th UBSE 10th UBSE **11th UBSE** 12th UBSE UP Constable

Chat With Us

STEP 5 | Enter **UDISE Code** of your school (If you know it).



1

Step 1 of 3
School Details

○ ● ○ ○

Create Your Student Account

Verify your School Details to get Started with Embibe

To ensure that only students can access our platform, we need to verify your school's details.
Please enter your school UDISE code below

UDISE Code*

[Find your UDISE code](#)

Enter your School UDISE Code of your school

2

○ ● ○ ○

Create Your Educator Account

Verify your School Details to get Started with Embibe

To ensure that only Educator can access our platform, we need to verify your School's details.
Please enter your School UDISE Code below

UDISE Code*

 ×

The details of the above UDISE Code are:

GOVT.HIGH SCHOOL JAINDEU

School Department: Samagra Shiksha Education

School Category: Secondary Only

State: Uttarakhand

District: DEHRADUN

Block / Taluka: KALSI

Village: MUNDHAN

PIN Code: 248158

Details of your school will appear after entering the UDISE code

This is My School

STEP 6 Click on **Find your UDISE code** (If you do not know it).



Step 1 of 3
School Details

● — ○ — ○

Create Your Student Account

Verify your School Details to get Started with Embibe

To ensure that only students can access our platform, we need to verify your school's details.
Please enter your school UDISE code below

UDISE Code*

[Find your UDISE code](#)

If the UDISE code is not known, then click on "Find your UDISE code"

[Find your UDISE code](#)

STEP 7

Click on **Find your UDISE code** (If you do not know it).



Find your UDISE code

Download the excel file and search the UDISE Code by any of the options

- Your School Name
- Your Area Pin Code

Download

Search By PIN Code

How to find UDISE? [Watch Video](#)

If you do not know the UDISE Code, watch video to see how to find the UDISE Code

STEP 7 Click on the **Download** button to get the list of UDISE codes.



Find your UDISE code

Download the excel file and search the UDISE Code by any of the options

- Your School Name
- Your Area Pin Code

Download

Search By PIN Code

How to find UDISE? [Watch Video](#)

Click on the Download button

blockName	clusterName	districtName	pincode	schoolCate	schoolManag	schoolName	stateName	udiseCode	villageName
HAWALBAG	CHITAI	ALMORA	263601	Up. Pr. Secor	Department	G.I.C. BIRAU	Uttarakhand	5090601202	BIRAURA
HAWALBAG	MAHATGAOI	ALMORA	263636	Primary	Department	P.S. PAKHUR	Uttarakhand	5090602601	PAKHURA
HAWALBAG	TANI	ALMORA	263601	Primary	Department	P.S. BIMAU	Uttarakhand	5090604201	BIMAU
HAWALBAG	MAHATGAOI	ALMORA	263636	Primary	Department	P.S. VALSA	Uttarakhand	5090602701	VALSA
HAWALBAG	SHITALAKHE	ALMORA	263643	Primary	Department	PS BADGAL	Uttarakhand	5090606603	BADGAL BHA
HAWALBAG	KATHPURIYA	ALMORA	263655	Primary	Department	P.S. GEWAIP	Uttarakhand	5090608401	GEWAPANI
HAWALBAG	GWALAKOT	ALMORA	263636	Primary	Department	P.S. NAINOLI	Uttarakhand	5090607001	NAINOLI
HAWALBAG	KATHPURIYA	ALMORA	263643	Primary	Department	P.S. KAYALA	Uttarakhand	5090610601	KAYALA
HAWALBAG	DAULAGHAT	ALMORA	263655	Primary	Department	P.S. KESTA	Uttarakhand	5090609501	KESTA
HAWALBAG	KATHPURIYA	ALMORA	263643	Upper Prima	Department	U.P.S. KAYAL	Uttarakhand	5090610602	KAYALA
HAWALBAG	CHITAI	ALMORA	263601	Primary	Department	P.S. MAAT	Uttarakhand	5090613101	MAAT
HAWALBAG	NAGARKHET	ALMORA	263601	Primary	Department	P.S. PANCHD	Uttarakhand	5090615305	BADRESHWA
HAWALBAG	NAGARKHET	ALMORA	263601	Primary	Private Unaii	SARSWATI S	Uttarakhand	5090614803	BALESHWAR
HAWALBAG	NAGARKHET	ALMORA	263601	Pr. with Up.F	Private Unaii	SHARDA PU	Uttarakhand	5090614707	VIVEKANAND
HAWALBAG	KHATYARI	ALMORA	263601	Primary	Private Unaii	HOLY HANS	Uttarakhand	5090619801	KHAGMARA
DEWAL	MUNDOLI	CHAMOLI	246427	Primary	Department	PS KULING	Uttarakhand	5020901801	KULING
HAWALBAG	CHITAI	ALMORA	263601	Primary	Department	P.S. BHULYU	Uttarakhand	5090601501	BHULYURA
HAWALBAG	SYALIDHAR	ALMORA	263601	Upper Pr. an	Department	G.G.H.S. RAI	Uttarakhand	5090603702	RAILAKOT
HAWALBAG	SYALIDHAR	ALMORA	263601	Primary	Department	P.S. GHURSC	Uttarakhand	5090603901	GHURSON
HAWALBAG	SHITALAKHE	ALMORA	263678	Primary	Department	P.S. SALLA R	Uttarakhand	5090606001	SALLA RAUTE
HAWALBAG	KATHPURIYA	ALMORA	263643	Primary	Department	P.S. BANGSA	Uttarakhand	5090610401	BANGSAR
HAWALBAG	NAGARKHET	ALMORA	263601	Upper Prima	Department	JUNIOR GOP	Uttarakhand	5090614501	NANDEDEVI
HAWALBAG	CHITAI	ALMORA	263601	Up. Pr. Secor	Department	G.I.C. DEENA	Uttarakhand	5090612903	DEENAPANI
HAWALBAG	CHITAI	ALMORA	263601	Primary	Department	P.S. GADHOL	Uttarakhand	5090612801	GADHOLI
DEWAL	MUNDOLI	CHAMOLI	246427	Primary	Department	PS BANK	Uttarakhand	5020901501	BANK
HAWALBAG	TANI	ALMORA	263643	Primary	Department	P.S. KATARV	Uttarakhand	5090601901	KATARMAL
HAWALBAG	MAHATGAOI	ALMORA	263636	Up. Pr. Secor	Department	G.I.C. CHAU	Uttarakhand	5090603102	BHANARGAO
HAWALBAG	KHATYARI	ALMORA	263601	Primary	Department	P.S. SARSON	Uttarakhand	5090604401	SARSON
HAWALBAG	KHATYARI	ALMORA	263601	Primary	Private Unaii	Model Public	Uttarakhand	5090605606	DUGALKHOL
HAWALBAG	KHATYARI	ALMORA	263601	Primary	Private Unaii	ALMORA PU	Uttarakhand	5090604904	LODHIYA
HAWALBAG	SHITALAKHE	ALMORA	263678	Up. Pr. Secor	Department	G.I.C. SHITAL	Uttarakhand	5090606003	SALLA RAUTE
HAWALBAG	GWALAKOT	ALMORA	263689	Primary	Department	P.S. JYOLSYU	Uttarakhand	5090606901	BHAGTOLA
HAWALBAG	DAULAGHAT	ALMORA	263655	Primary	Department	P.S. BHAINSI	Uttarakhand	5090608901	RANKHILA

STEP 8 *Click on the Search by PIN Code button.*



You can search your UDISE code through your area PIN Code

1

Find your UDISE code

Download the excel file and search the UDISE Code by any of the options

- Your School Name
- Your Area Pin Code

Download

Search By PIN Code

How to find UDISE? [Watch Video](#)

Click here

Enter your School Area Pincode and Search for your School by PIN Code

2

Find Your UDISE Code

Search For Your School By PIN Code

Enter PIN code

Find your School by PIN Code Location

Enter your area PIN Code here

STEP 9

Enter the area **PIN Code** of your school.



1

Find Your UDISE Code

Search For Your School By PIN Code

By PIN Code

248001

RAIPUR, DEHRADUN, Uttarakhand

Select your school from the list of schools that populates here

The drop down will show the schools mapped with the entered PIN code

2

Find Your UDISE Code

Search For Your School By PIN Code

101 results

- BRIGHTWAY PU COLLEGE**
29210316511
- G LPS GOPASANDRA**
29210314501
- GHPS GANGAVARA**
29210316701
- G LPS KONDENAHALLI**
29210308701
- ELITE INTERNATIONAL SCHOOL**
29210316514
- STERLING ENGLISH HS BUDIGERE**
29210315507
- GHPS ANUPAHALLI**
29210400301
- GHPS NALLURU**
29210315501



Progress indicator: 1 of 3 steps (first step is active)

Create Your Educator Account

Verify your School Details to get Started with Embibe

To ensure that only Educator can access our platform, we need to verify your School's details.
Please enter your School UDISE Code below

UDISE Code*

05050207105

The details of the above UDISE Code are:

GOVT.HIGH SCHOOL JAINDEU
School Department: Samagra Shiksha Education
School Category: Secondary Only
State: Uttarakhand
District: DEHRADUN
Block / Taluka: KALSI
Village: MUNDHAN
PIN Code: 248158

This is My School

Verify your school details

STEP 11 | Click on the *This is My School* button.



Progress indicator: 1 of 3 steps (first step is active)

Create Your Educator Account

Verify your School Details to get Started with Embibe

To ensure that only Educator can access our platform, we need to verify your School's details.
Please enter your School UDISE Code below

UDISE Code*

The details of the above UDISE Code are:

GOVT.HIGH SCHOOL JAINDEU
School Department: Samagra Shiksha Education
School Category: Secondary Only
State: Uttarakhand
District: DEHRADUN
Block / Taluka: KALSI
Village: MUNDHAN
PIN Code: 248158

This is My School

Click on the **This is My School** button

STEP 12 | Create your **Student Account** by providing your personal details. Enter your name.



Enter your first name in Field 1
and your last name in Field 2

Step 2 of 3
Personal Details

Create Your Student Account

Fill up your Personal detail to get Started with EMBIBE

First Name* **1**

Last Name ^① **2**

Gender*

Mobile Number*

Date Of Birth*

Category*

Parent / Guardian Name*

Parent / Guardian Mobile Number*

Same as Student Number

Password*

Confirm Password*

[Previous](#) [Next](#)

By signing up, you agree to our [Terms and Conditions](#)

STEP 13 | Select your gender.



Select your gender from the dropdown

Step 2 of 3
Personal Details

Create Your Student Account
Fill up your Personal detail to get Started with EMBIBE

First Name*

Last Name ¹

Gender* ³
 ▲
Male
Female
Transgender

Mobile Number*

Category* ▼

Parent / Guardian name

Parent / Guardian Mobile Number*
 Same as Student Number

Password*

Confirm Password*

By signing up, you agree to our [Terms and Conditions](#)

STEP 14 | Enter your 10-digit *mobile number*.



Enter your mobile number in Field 4

Step 2 of 3
Personal Details

Create Your Student Account
Fill up your Personal detail to get Started with EMBIBE

First Name*	Last Name ⓘ
<input type="text"/>	<input type="text"/>
Gender*	Mobile Number* 4
<input type="text"/>	<input type="text" value="Enter mobile number"/>
Date Of Birth*	Category*
<input type="text" value="dd-mm-yyyy"/>	<input type="text" value="Choose Category"/>
Parent / Guardian Name*	Parent / Guardian Mobile Number*
<input type="text" value="Enter Parent / Guardian Name"/>	<input type="text" value="Enter Parent / Guardian Mobile Number"/>
Password*	Confirm Password* <input type="checkbox"/> Same as Student Number
<input type="text" value="Enter Password"/>	<input type="text" value="Confirm Your Password"/>

By signing up, you agree to our [Terms and Conditions](#)

STEP 15 | Select and enter your **date of birth** from the calendar.



Select your date of birth from the Calendar in Field 5

Step 2 of 3
Personal Details

Create Your Student Account


Fill up your Personal detail to get Started with EMBIBE

First Name*

Last Name ¹

Gender*

Mobile Number*

Date Of Birth* 

Category*

Parent / Guardian Mobile Number*

Same as Student Number

Confirm Password*

By signing up, you agree to our [Terms and Conditions](#)

Su	Mo	Tu	We	Th	Fr	Sa
		1	2	3	4	5
6	7	8	9	10	11	12
13	14	15	16	17	18	19
20	21	22	23	24	25	26
27	28	29	30	31		

STEP 16 Choose the **category** you are assigned to.



Select your category
in Field 6

Step 2 of 3
Personal Details

Create Your Student Account

Fill up your Personal detail to get Started with EMBIBE

First Name*

Last Name ⓘ

Gender*

Mobile Number*

Date Of Birth*

Parent / Guardian Name*

Password*

Category* **6**

- Choose Category ▲
- General (Gen)
- Scheduled Castes (SC)
- Scheduled Tribes (ST)
- Other Backward Classes (OBC)
- Persons With Disabilities (PWD)

Previous Next

By signing up, you agree to our [Terms and Conditions](#)

STEP 17 | Enter your parent/guardian names.



Step 2 of 3
Personal Details

Create Your Student Account
Fill up your Personal detail to get Started with EMBIBE

First Name*

Last Name ⓘ

Gender*

Mobile Number*

Date Of Birth*

Category*

Parent / Guardian Name* 7

Parent / Guardian Mobile Number*
 Same as Student Number

Password*

Confirm Password*

[Previous](#) [Next](#)

Enter either of your parent names in Field 7

STEP 18 | Enter your parent/guardian's mobile number.



Enter your parent/guardian's mobile number in Field 8.

If their number is the same as entered already, check this box.

Step 2 of 3
Personal Details

Create Your Student Account

Fill up your Personal detail to get Started with EMBIBE

First Name*	Last Name ⓘ
<input type="text" value="Enter First Name"/>	<input type="text" value="Enter Last Name"/>
Gender*	Mobile Number*
<input type="text" value="Choose Gender"/>	<input type="text" value="Enter mobile number"/>
Date Of Birth*	Category*
<input type="text" value="dd-mm-yyyy"/>	<input type="text" value="Choose Category"/>
Parent / Guardian Name*	Parent / Guardian Mobile Number* 8
<input type="text" value="Enter Parent / Guardian Name"/>	<input type="text" value="Enter Parent / Guardian Mobile Number"/>
Password*	<input type="checkbox"/> Same as Student Number
<input type="text" value="Enter Password"/>	<input type="text" value="Confirm Your Password"/>

Previous Next

STEP 19 | Create a password.



Step 2 of 3

Personal Details



Create Your Student Account

Fill up your Personal detail to get Started with EMBIBE

First Name*

Last Name ⓘ

Gender*

Mobile Number*

Date Of Birth*

Category*

Parent / Guardian Name*

Parent / Guardian Mobile Number*

Same as Student Number

Password*

Confirm Password*

Previous

Next

Enter a password of your choice for the Embibe Student App login in Field 9

STEP 20 Re-enter and confirm your password.



Re-enter the password to confirm it in Field 10

Step 2 of 3
Personal Details

Create Your Student Account
Fill up your Personal detail to get Started with EMBIBE

First Name*	Last Name ⓘ
<input type="text" value="Enter First Name"/>	<input type="text" value="Enter Last Name"/>
Gender*	Mobile Number*
<input type="text" value="Choose Gender"/>	<input type="text" value="Enter mobile number"/>
Date Of Birth*	Category*
<input type="text" value="dd-mm-yyyy"/>	<input type="text" value="Choose Category"/>
Parent / Guardian Name*	Parent / Guardian Mobile Number*
<input type="text" value="Enter Parent / Guardian Name"/>	<input type="text" value="Enter Parent / Guardian Mobile Number"/>
Password*	<input type="checkbox"/> Same as Student Number
<input type="text" value="Enter Password"/>	10 <input type="text" value="Confirm Your Password"/>

Previous Next

STEP 21 | Click on the **Next** button.



Click on the **Next** button

Step 2 of 3
Personal Details

Create Your Student Account
Fill up your Personal detail to get Started with EMBIBE

First Name*	Last Name ⓘ
<input type="text"/>	<input type="text"/>
Gender*	Mobile Number*
<input type="text"/>	<input type="text"/>
Date Of Birth*	Category*
<input type="text"/>	<input type="text"/>
Parent / Guardian Name*	Parent / Guardian Mobile Number*
<input type="text"/>	<input type="text"/>
Password*	Confirm Password*
<input type="password"/>	<input type="password"/>

Same as Student Number

By signing up, you agree to our [Terms and Conditions](#)

STEP 22 | Enter the 6-digit **One-Time Password** received as SMS.



After clicking on the **Next** button, you will receive a 6-digit OTP on your registered mobile number

Verify your mobile number

Enter the OTP sent to

[Redacted phone number]

[Six empty input boxes for OTP]

Verify OTP

Resend OTP

Enter the 6-digit OTP received on your registered mobile number

If you have not received the OTP in under 15 seconds, click on Resend OTP.

STEP 23 Click on the **Verify OTP** button.



Verify your mobile number

Enter the OTP sent to

○ ○ ○ ○ ○ ○

Verify OTP

[Resend OTP](#)

Click on the Verify OTP button



STEP 24 Enter the details of the **Personal Device and Internet Connection** available.



Progress indicator: ● — ● — ●

Create Your Student Account

Fill up your Class / Classes detail to get Started with EMBIBE

Personal Device and Internet Details

Do you have the following Device(s) at Home?*

- Personal Smart Phone
- Personal Tablet
- PC / Desktop
- Laptop / Notebook
- I don't have any Device at Home

Do you have Internet Access at Home?*

Yes No

Are any of these Device(s) your own?*

No, I share my Parent's Device(s)

Note: Careful attention to detail leads to the best learning experience. Please make sure you have added all of your details correctly

Proceed

Select the device(s) available at home

STEP 25 | If you have **no available device**, select accordingly.



If you don't have any device(s) available at home, then select the option "I don't have any device at home"

Create Your Student Account

Fill up your Class / Classes detail to get Started with EMBIBE

Personal Device and Internet Details

Do you have the following Device(s) at Home?*

- Personal Smart Phone
- Personal Tablet
- PC / Desktop
- Laptop / Notebook
- I don't have any Device at Home

Do you have Internet Access at Home?*

Yes No

Are any of these Device(s) your own?*

No, I share my Parent's Device(s)

Note: Careful attention to detail leads to the best learning experience. Please make sure you have added all of your details correctly

Proceed

STEP 26 | Select availability of internet at home.



Progress indicator: 3 steps, 2 completed.

Create Your Student Account

Fill up your Class / Classes detail to get Started with EMBIBE

Personal Device and Internet Details

Do you have the following Device(s) at Home?*

- Personal Smart Phone
- Personal Tablet
- PC / Desktop
- Laptop / Notebook
- I don't have any Device at Home

Do you have Internet Access at Home?*

Yes No

Are any of these Device(s) your own?*

No, I share my Parent's Device(s)

Note: Careful attention to detail leads to the best learning experience. Please make sure you have added all of your details correctly

[Proceed](#)

If you have internet access at home, kindly select Yes. Otherwise, select No

STEP 27 | Select **Yes** if it is your **own device**.



Progress indicator: 3 steps, 2 completed.

Create Your Student Account

Fill up your Class / Classes detail to get Started with EMBIBE

Are any of these Device(s) your own?*

No, I share my Parent's Device(s)

Yes, I have my own Device(s)

Your Class / Classes Details ^

Select Your School Board*

Class / Classes*

Choose Class / Classes ▼

Section*

Note: Careful attention to detail leads to the best learning experience. Please make sure you have added all of your details correctly

Proceed

If the above-mentioned device(s) is used only by you, select **Yes**. Otherwise, select **No**

STEP 28 | Select your school board.



Select the board of your school

The screenshot shows a dark-themed form titled "Create Your Student Account". At the top, there are three progress indicators. Below the title, it says "Fill up your Class / Classes detail to get Started with EMBIBE". The form contains several sections: a question about device ownership with two radio button options, a section titled "Your Class / Classes Details" with an upward arrow, and a highlighted dropdown menu for "Select Your School Board*". Below this are dropdowns for "Class / Classes*" and "Section*", and a note at the bottom: "Note: Careful attention to detail leads to the best learning experience. Please make sure you have added all of your details correctly". A yellow "Proceed" button is at the bottom right.

Create Your Student Account

Fill up your Class / Classes detail to get Started with EMBIBE

Are any of these Device(s) your own?*

No, I share my Parent's Device(s)

Yes, I have my own Device(s)

Your Class / Classes Details ^

Select Your School Board*

Class / Classes*

Choose Class / Classes ▼

Section*

Note: Careful attention to detail leads to the best learning experience. Please make sure you have added all of your details correctly

Proceed

STEP 29 | Select the **class** you are studying in.



Step 3 of 3

Class / Classes Details

● — ● — ●

Create Your Student Account

Fill up your Class / Classes detail to get Started with EMBIBE

Yes, I have my own Device(s)

Your Class / Classes Details

Select Your School Board*

Class / Classes*

Choose Class / Classes ▲

6th	_____
7th	_____
8th	_____
9th	_____
10th	_____

Note: Careful attention to detail leads to the best learning experience. Please make sure you have added all of your details correctly

Proceed

Select the class you are studying in from the drop down

STEP 30 | Select the **section** you belong to in your class.



Step 3 of 3
Class / Classes Details

○ — ○ — ○

Create Your Student Account

A
B
C
D
E

Choose Section ▲

Select Medium Of Insturction*

Select Medium of Insturction ▼

Note: Careful attention to detail leads to the best learning experience. Please make sure you have added all of your details correctly

Select the section you belong to

STEP 31 | Select the *medium of instruction* in your school.



Select the medium of instruction from the drop down

In case your school has only one medium of instruction, this field will be populated automatically

Create Your Student Account

Fill up your Class / Classes detail to get Started with EMBIBE

Class / Classes*

Section*

Select Medium Of Insturction*

Note: Careful attention to detail leads to the best learning experience. Please make sure you have added all of your details correctly

Proceed

STEP 32 Click on the **Proceed** button.



**Click on the
Proceed button**

Create Your Student Account

Fill up your Class / Classes detail to get Started with EMBIBE

Select Your School Board*

Class / Classes*

6th

Section*

B

Select Medium Of Instruction*

English

Note: Careful attention to detail leads to the best learning experience. Please make sure you have added all of your details correctly

Proceed

You will land on the homepage of the Embibe Student App



The screenshot shows the Embibe Student App interface. At the top, there is a navigation bar with the Embibe logo, the word "EMBIBE", and menu items: Home, Learn, Practice, Test, and Achieve. A search bar is on the right, along with a notification bell and a profile icon labeled "16 K".

The main content area features a featured video titled "Learn about Wasted Attempts" with the subtitle "Make the most of Embibe". The video duration is "1 min 35 sec" and it has "80" views. A description below the video states: "The wasted attempts take away precious marks as these are incorrect attempts made in hurry. The video below will give you an insight on how to minimise such attempts." A yellow "Watch" button is positioned below the description.

Below the video, there are three large, colorful buttons: "MY HOME" (blue), "REVISION LISTS" (orange), and "MY TIMELINE" (purple).

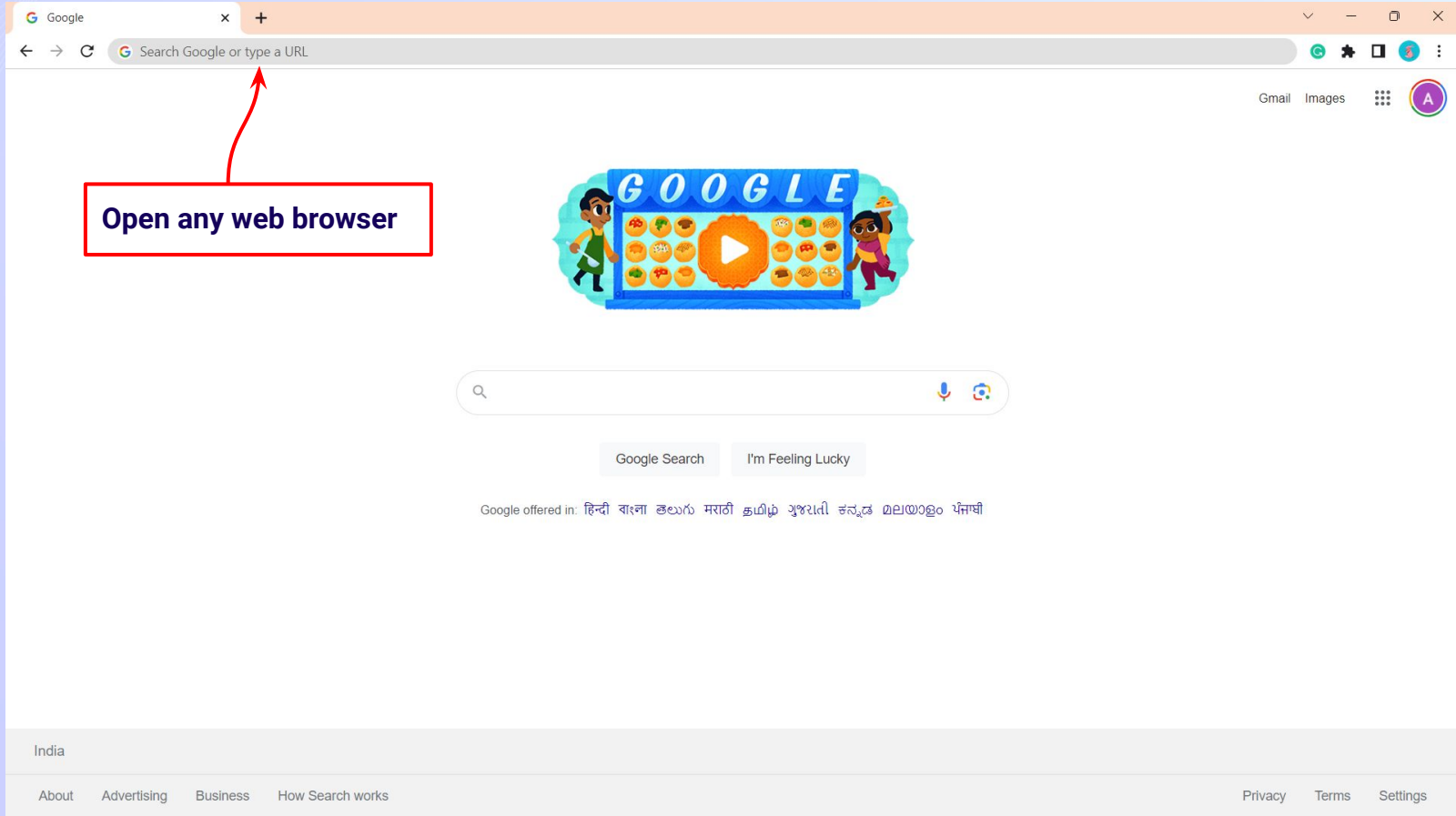
At the bottom, there is a section titled "Assignment from My Parents" which displays a list of assignments. Each assignment card includes the title, a due date (e.g., "Due on 18/07/2023"), and a small thumbnail image.

On the right side of the screen, there is a large illustration of a man in a white shirt and red tie sitting on a tree branch, holding a saw. A speech bubble next to him says "10th Uttarak...".



STEP-BY-STEP LOGIN PROCESS TO EMBIBE STUDENT PLATFORM

STEP 1 *Open any web browser in your device.*



STEP 2

Type the **URL** <https://gov.embibe.com/uttarakhand> in the browser.



A screenshot of a web browser window. The address bar at the top shows the URL 'gov.embibe.com/uttarakhand' highlighted with a red box. Below the address bar, there are several tabs: 'Central Academic...', 'Embibe: Login', and 'ADP User Manage...'. On the right side of the browser, there are icons for 'Gmail' and 'Images', and a profile icon with the letter 'A'. The main content of the browser is the Google homepage. The Google logo is centered. Below the logo is a search bar with the text 'Search Google or type a URL'. Underneath the search bar are several shortcut icons: 'My Home', 'Gmail', 'English', 'हिन्दी', 'ଓଡ଼ିଆ', 'EMBIBE', 'हिन्दी', 'Web Store', and 'Add shortcut'. A 'Customize Chrome' button is located in the bottom right corner. A red box on the left side of the page contains the text 'Type the URL: https://gov.embibe.com/uttarakhand' with a red arrow pointing to the address bar.



English >

Student

Educator

Delivering personalised education for every achiever in the land of **Sumitranandan Pant**
Journey of making every student self-reliant through excellent education

Click on Student



Student Registration

Student Login

Personalised Learning for

6th to 12th Uttarakhand Board & Many More Exams

Chat With Us



9th UBSE

10th UBSE

11th UBSE

12th UBSE

UP Constable

STEP 4 | Click on the **Student Login** button.



English ▾

Student

Educator

Delivering personalised education for every achiever in the land of **Sumitranandan Pant**
Journey of making every student self-reliant through excellent education



Student Registration

Student Login

Click on the **Student Login** button

Personalised Learning for

6th to 12th Uttarakhand Board & Many More Exams

Chat With Us



9th UBSE

10th UBSE

11th UBSE

12th UBSE

UP Constable

STEP 5

Enter the **Mobile Number/Email ID** and **Password**.



×

Login as a Student

Mobile / Email

Password

[Forgot Password?](#)

[Sign in using OTP](#)

New to Embibe? [Sign Up](#)

Enter the Mobile Number/Email ID that you used for registration here

Enter your Password

STEP 6

Click on the **Login** button.




×

Login as a Student

Mobile / Email

Password

Forgot Password?

Login

Sign in using OTP

New to Embibe? [Sign Up](#)

Click on the Login button



You will land on the homepage of the Embibe Student App

The screenshot shows the Embibe Student App homepage. At the top, there is a navigation bar with the Embibe logo, the text 'EMBIBE', and menu items: Home, Learn, Practice, Test, and Achieve. On the right side of the navigation bar, there is a search bar, a notification bell icon, and a profile icon with '16 K' next to it. The main content area features a large video player with the title 'Learn about Wasted Attempts' and the subtitle 'Make the most of Embibe'. Below the title, there is a video duration of '1 min 35 sec' and a view count of '80'. A 'Watch' button is located below the video information. To the right of the video player, there is a large illustration of a student sitting on a tree branch, with a speech bubble that says '10th Uttarak...'. Below the video player, there are three buttons: 'MY HOME', 'REVISION LISTS', and 'MY TIMELINE'. At the bottom, there is a section titled 'Assignment from My Parents' with three assignment cards. The first card is '18 July Test 2' with a due date of '18/07/2023'. The second card is '18 July test 1' with a due date of '18/07/2023'. The third card is '17 July Test 2' with a due date of '17/07/2023' and an 'Ask a Doubt' button.

EMBIBE Home Learn Practice Test Achieve

Search

16 K

Learn about Wasted Attempts

Make the most of Embibe

1 min 35 sec 80

The wasted attempts take away precious marks as these are incorrect attempts made in hurry. The video below will give you an insight on how to minimise such attempts.

Watch

10th Uttarak...

MY HOME REVISION LISTS MY TIMELINE

Assignment from My Parents

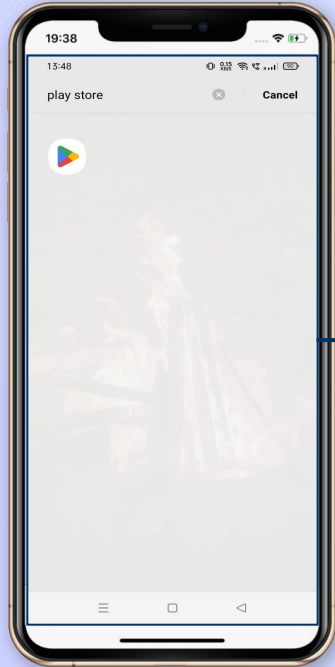
18 July Test 2 Due on 18/07/2023

18 July test 1 Due on 18/07/2023

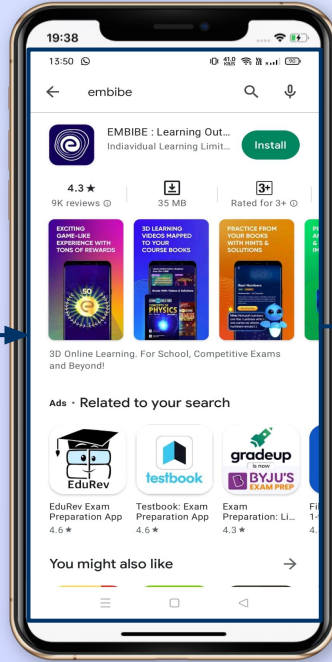
17 July Test 2 Due on 17/07/2023 Ask a Doubt

STEP-BY-STEP PROCESS TO DOWNLOAD
EMBIBE **STUDENT APP**

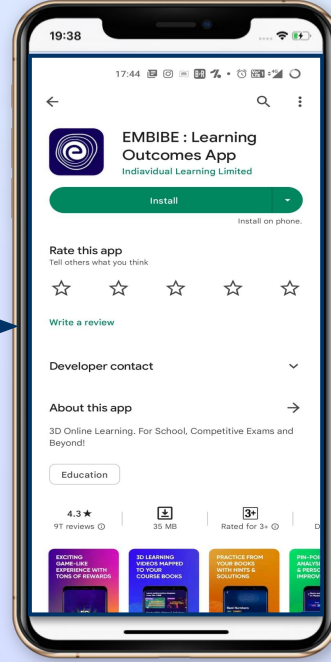
STEP 1-4 Step-by-step process to download Embibe Student App



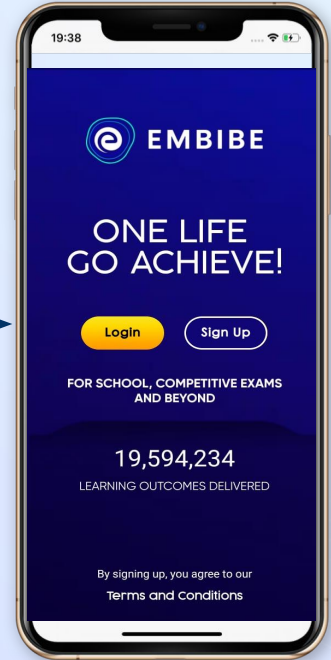
Go To Play Store



Search For Embibe App

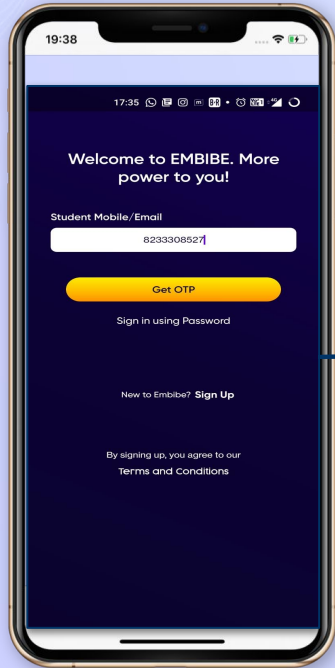


Click to install and Download the app in your phone

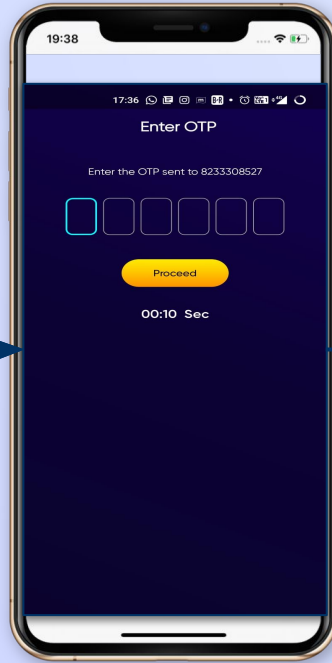


Open App and Click Login

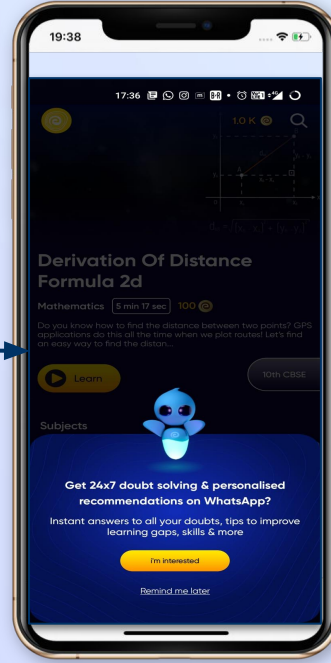
STEP 5-8 Step-by-step process to download Embibe Student App



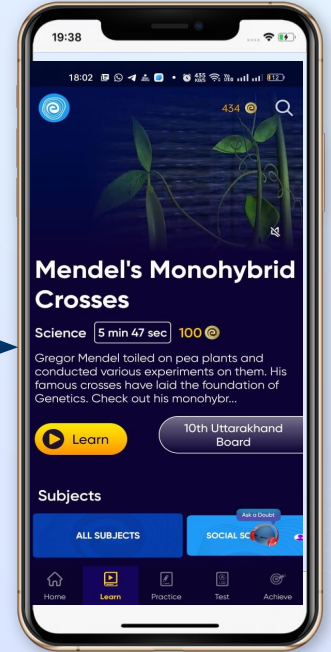
Enter REGISTERED Mobile Number



Enter OTP and Proceed



Opt in for personalized recommendations on Whatsapp



Start Embibing



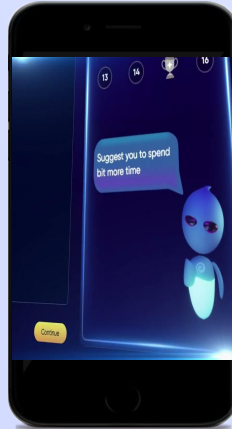
Delivering personalised learning to every student!

LEARN



- Video-based learning aligned with your reference books
- Owned high-resolution 3D animated explainer videos
- Feature videos curated from YouTube to enhance learning 25K+ videos on the platform
- 9K+ owned videos

PRACTICE



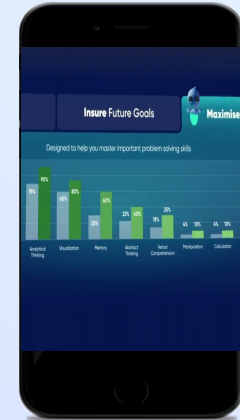
- Adaptive AI-powered practice
- Practice from popular books
- Practice previous year's questions
- Created over 2.5M questions

TEST



- Chapter, subject, and full tests
- Attempt previous years papers
- Create your own test.
- Over 54K preset tests

ACHIEVE



- Leveraging a diagnostic test to assess knowledge gaps
- Predicting improvement in scores basis learning pace
- Creating a personalized achievement journey
- Getting students to start their journey & playing back progress