



EMBIBE

***The Most Powerful Education
Platform Ever Invented***

Estd. 2012

Welcome to Embibe, the most powerful platform ever invented!



Embibe is India's leading edTech platform, powered by Artificial Intelligence, designed to deliver truly personalised learning and outcomes for each student. It is the only platform with products catering to the entire education ecosystem, including students, parents, teachers, schools, and the administration.

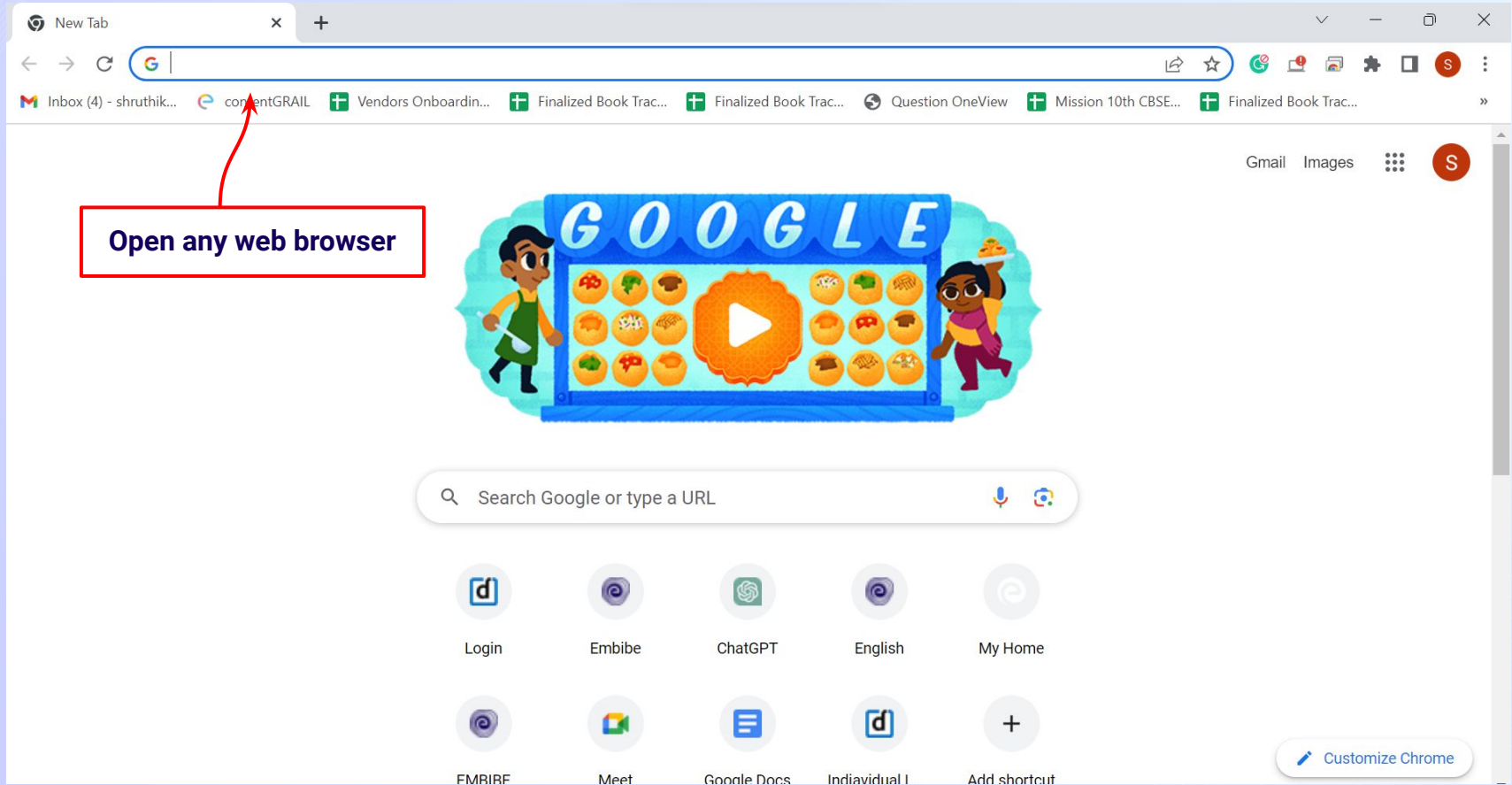
In order to experience the platform to its full potential, you must register on the Embibe platform first.

While registering as a student you need to add the following:

- **UDISE Code of your school**
- **Devices available**

A screenshot of the Embibe website homepage. The background is dark blue with a network of glowing lines and dots. On the right, there is a portrait of Rabindranath Tagore. The text is white and green. At the top left is the Embibe logo. At the top right, there is a language dropdown set to 'English' and two buttons: 'Student' (highlighted in green) and 'Educator'. The main text reads: 'Delivering personalised education for every achiever in the land of Rabindranath Tagore Journey of making every student self-reliant through excellent education'. At the bottom, there are two buttons: 'Student Registration' (highlighted in yellow) and 'Student Login'. Below the buttons, it says 'Personalised Learning for 6th to 12th West Bengal Board & Many More Exams'.

STEP 1 | Open any web browser in your device.



STEP 2

Type the **URL** <https://gov.embibe.com/westbengal> in the browser.



The screenshot shows a web browser window with the address bar containing the URL `gov.embibe.com/westbengal`. A red box highlights the address bar, and a red arrow points from it to another red box containing the text "Type the URL: <https://gov.embibe.com/westbengal>". The Google search bar is also visible, with the text "Type the URL:" and the URL <https://gov.embibe.com/westbengal> entered. The Google logo and search buttons are also present.



STEP-BY-STEP REGISTRATION ONTO THE EMBIBE **STUDENT PLATFORM**



English

Student

Educator

Delivering personalised education for every achiever in the land of **Rabindranath Tagore**
Journey of making every student self-reliant through excellent education

Click on Student

Student Registration

Student Login

Personalised Learning for

6th to 12th West Bengal Board & Many More Exams

8th WBCHSE

9th WBCHSE

10th
WBCHSE

11th WBCHSE

12th WBCHSE

STEP 4

Click on the **Student Registration** button.



The screenshot shows the EMBIBE website interface. At the top left is the EMBIBE logo. At the top right, there is a language dropdown set to 'English' and user role buttons for 'Student' and 'Educator'. The main heading reads: 'Delivering personalised education for every achiever in the land of Rabindranath Tagore Journey of making every student self-reliant through excellent education'. On the right side, there is a portrait of Rabindranath Tagore. Below the heading, there are two buttons: 'Student Registration' (highlighted with a red box) and 'Student Login'. A red box with the text 'Click on Student Registration' has an arrow pointing to the 'Student Registration' button. Below the buttons, it says 'Personalised Learning for 6th to 12th West Bengal Board & Many More Exams'. At the bottom, there is a navigation bar with links for '8th WBCHSE', '9th WBCHSE', '10th WBCHSE' (highlighted with a blue glow), '11th WBCHSE', and '12th WBCHSE'. The background features a world map and abstract blue and purple lines.

EMBIBE

English ▾ Student Educator

Delivering personalised education for every achiever in the land of Rabindranath Tagore
Journey of making every student self-reliant through excellent education

Click on Student Registration

Student Registration Student Login

Personalised Learning for
6th to 12th West Bengal Board & Many More Exams

8th WBCHSE 9th WBCHSE 10th WBCHSE 11th WBCHSE 12th WBCHSE

STEP 5 | Enter **UDISE Code** of your school (If you know it).



1

Step 1 of 3
School Details

Create Your Educator Account

Verify your School Details to get Started with Embibe

To ensure that only Educator can access our platform, we need to verify your School's details.
Please enter your School UDISE Code below

UDISE Code*

Find your UDISE code

Enter the UDISE code

2

Step 1 of 3
School Details

Create Your Educator Account

Verify your School Details to get Started with Embibe

To ensure that only Educator can access our platform, we need to verify your School's details.
Please enter your School UDISE Code below

UDISE Code*

DHAGARIA P.S
19130100104

Click on the school name

STEP 6 Click on **Find your UDISE code** (If you do not know it).



Step 1 of 3

School Details

● — ○ — ○

Create Your Student Account

Verify your School Details to get Started with Embibe

To ensure that only students can access our platform, we need to verify your school's details.
Please enter your school UDISE code below

UDISE Code*

[Find your UDISE code](#)

If the UDISE code is not known, then click on "Find your UDISE code"

[Find your UDISE code](#)

STEP 7

Click on **Find your UDISE code** (If you do not know it).



If you do not know the UDISE Code, watch video to see how to find the UDISE Code

Find your UDISE code

Download the excel file and search the UDISE Code by any of the options

- Your School Name
- Your Area Pin Code

Download

Search By PIN Code

How to find UDISE? [Watch Video](#)

STEP 7

Click on the **Download** button to get the list of UDISE codes.



✕

Find your UDISE code

Download the excel file and search the UDISE Code by any of the options

- Your School Name
- Your Area Pin Code

Download

Search By PIN Code

How to find UDISE? [Watch Video](#)

blockName	clusterName	districtName	pincode	schoolCategory	schoolManagement	schoolName	stateName	udiseCode	villageName
BANKURA-I	KALPATHAR BI	BANKURA	722146	Primary	Department of Educa	DHAGARIA P.S	West Bengal	19130100104	KALPATHAR/I
BANKURA-I	KALPATHAR BI	BANKURA	722136	Primary	Department of Educa	CHINGRA P.S	West Bengal	19130100401	KALPATHAR/IV
BANKURA-I	KALPATHAR BI	BANKURA	722136	Primary	Department of Educa	KUSHTORE DHABAN P.S	West Bengal	19130100103	KALPATHAR/I
BANKURA-I	ANDARTHOLE	BANKURA	722146	Upper Primary c	Department of Educa	KUMIDYA RADHAMADH	West Bengal	19130101803	ANDARTHOLE
BANKURA-I	KALPATHAR BI	BANKURA	722146	Primary	Department of Educa	CHHENDUA P.S	West Bengal	19130100201	KALPATHAR/II
BANKURA-I	KALPATHAR BI	BANKURA	722139	Upper Primary c	Department of Educa	BARABAGAN MSK	West Bengal	19130100704	KALPATHAR/V
BANKURA-I	ANDARTHOLE	BANKURA	722136	Primary	Department of Educa	DHOBARGRAM P.S	West Bengal	19130102305	ANDARTHOLE
BANKURA-I	KALPATHAR BI	BANKURA	722146	Primary	Department of Educa	LANGALBERIA P.S	West Bengal	19130100102	KALPATHAR/I
BANKURA-I	KALPATHAR BI	BANKURA	722139	Primary	Department of Educa	RANGAMATI BASULITOI	West Bengal	19130100901	KALPATHAR/IV
BANKURA-I	KALPATHAR BI	BANKURA	722146	Primary	Department of Educa	BHALUK-SUNDA P.S	West Bengal	19130101001	KALPATHAR/X
BANKURA-I	KALPATHAR BI	BANKURA	722146	Primary	Department of Educa	GANGTORA P.S	West Bengal	19130100301	KALPATHAR/II
BANKURA-I	ANDARTHOLE	BANKURA	722136	Primary	Department of Educa	SUNUK-PAHARI P.S	West Bengal	19130102301	ANDARTHOLE
BANKURA-I	KALPATHAR BI	BANKURA	722136	Primary	Department of Educa	HETYASOLE P.S	West Bengal	19130100501	KALPATHAR/V
BANKURA-I	ANDARTHOLE	BANKURA	722146	Primary	Department of Educa	PAIRA VIKURDIHI P.S	West Bengal	19130102201	ANDARTHOLE
BANKURA-I	KALPATHAR BI	BANKURA	722136	Primary	Department of Educa	KASHIBEDYA P.S	West Bengal	19130100701	KALPATHAR/V
BANKURA-I	KALPATHAR BI	BANKURA	722136	Upper Pr. and Sr	Department of Educa	CHINGRA HIGH SCHOOL	West Bengal	19130100105	KALPATHAR/I
BANKURA-I	KALPATHAR BI	BANKURA	722139	Primary	Department of Educa	JAMBEDIA SSK	West Bengal	19130100703	KALPATHAR/V
BANKURA-I	ANDARTHOLE	BANKURA	722146	Primary	Department of Educa	DEBAGRAM PRIMARY S	West Bengal	19130101202	ANDARTHOLE
BANKURA-I	KALPATHAR BI	BANKURA	722146	Up. Pr. Seconda	Department of Educa	KALAPATHAR BINAPANI	West Bengal	19130101003	KALPATHAR/X
BANKURA-I	KALPATHAR BI	BANKURA	722139	Primary	Department of Educa	BELIA P.S	West Bengal	19130100801	KALPATHAR/V
BANKURA-I	KALPATHAR BI	BANKURA	722146	Primary	Department of Educa	SALUNI P.S	West Bengal	19130100601	KALPATHAR/V
BANKURA-I	ANDARTHOLE	BANKURA	722146	Primary	Department of Educa	NUTANGRAM P.S	West Bengal	19130101601	ANDARTHOLE
BANKURA-I	ANCHURI GIRL	BANKURA	722132	Primary	Department of Educa	HIR P.S	West Bengal	19130104402	ANCHURI/I
BANKURA-I	KENJAKURA D.	BANKURA	722139	Primary	Department of Educa	MANAHARAPUR SATYA	West Bengal	19130103803	KENJAKURA/X
BANKURA-I	ANCHURI GIRL	BANKURA	722146	Primary	Department of Educa	PATALKHURI P.S	West Bengal	19130107101	JAGADALLA-II,

Click on the
Download button

STEP 8 *Click on the Search by PIN Code button.*



You can search your UDISE code through your area PIN Code

1

Find your UDISE code

Download the excel file and search the UDISE Code by any of the options

- Your School Name
- Your Area Pin Code

Download

Search By PIN Code

How to find UDISE? [Watch Video](#)

Click here

Enter your School Area Pincode and Search for your School by PIN Code

2

Find Your UDISE Code

Search For Your School By PIN Code

Enter PIN code

Find your School by PIN Code Location

Enter your area PIN Code here

STEP 9

Enter the area **PIN Code** of your school.



1 Find Your UDISE Code

Search For Your School By PIN Code

722146

By PIN Code

722146
BANKURA-I, BANKURA, West Bengal

Select your school from the list of schools that populates here

The drop down will show the schools mapped with the entered PIN code

2 Find Your UDISE Code

Search For Your School By PIN Code

722146

78 results

KUMIDYA RADHAMADHAB MSK 19130101803	>
BHALUK-SUNDA P.S 19130101001	>
DEBAGRAM PRIMARY SCHOOL 19130101202	>
PAIRA VIKURDIHI P.S 19130102201	>
DEB-PURUNDI P.S 19130101201	>
KHAP SHYAMPUR JR. H.S 19130102503	>
KALABOTI P.S 19130101301	>



Step 1 of 3
School Details

○ — ○ — ○

Create Your Educator Account

Verify your School Details to get Started with Embibe

To ensure that only Educator can access our platform, we need to verify your School's details.
Please enter your School UDISE Code below

UDISE Code*

19130100104


The details of the above UDISE Code are:

DHAGARIA P.S
School Department:
School Category: Primary
State: West Bengal
District: BANKURA
Block / Taluka: BANKURA-I
Village: KALPATHAR/I
PIN Code: 722146

[This is My School](#)

[Not your School? Change UDISE Code](#)

Verify your school details



STEP 11 | Click on the **This is My School** button.



Step 1 of 3
School Details

○ — ○ — ○

Create Your Educator Account

Verify your School Details to get Started with Embibe

To ensure that only Educator can access our platform, we need to verify your School's details.
Please enter your School UDISE Code below

UDISE Code*

19130100104

The details of the above UDISE Code are:

DHAGARIA P.S
School Department:
School Category: Primary
State: West Bengal
District: BANKURA
Block / Taluka: BANKURA-I
Village: KALPATHAR/I
PIN Code: 722146

This is My School

[Not your School? Change UDISE Code](#)

Click on the **This is My School** button



STEP 12 | Create your **Student Account** by providing your personal details. Enter your name.

Enter your first name in Field 1
and your last name in Field 2

Step 2 of 3
Personal Details

Create Your Student Account

Fill up your Personal detail to get Started with EMBIBE

First Name* **1**

Last Name ^① **2**

Gender*

Mobile Number*

Date Of Birth*

Category*

Parent / Guardian Name*

Parent / Guardian Mobile Number*

Same as Student Number

Password*

Confirm Password*

[Previous](#) [Next](#)

By signing up, you agree to our [Terms and Conditions](#)

STEP 13 | Select your gender.



Select your gender from the dropdown

Step 2 of 3
Personal Details

Create Your Student Account
Fill up your Personal detail to get Started with EMBIBE

First Name*

Last Name ¹

Gender* ³
 ▲
Male
Female
Transgender

Mobile Number*

Category* ▼

Parent / Guardian name

Parent / Guardian Mobile Number*
 Same as Student Number

Password*

Confirm Password*

By signing up, you agree to our [Terms and Conditions](#)

STEP 14 | Enter your 10-digit *mobile number*.



Enter your mobile number in Field 4

Step 2 of 3
Personal Details

Create Your Student Account
Fill up your Personal detail to get Started with EMBIBE

First Name*	Last Name ⓘ
<input type="text"/>	<input type="text"/>
Gender*	Mobile Number* 4
<input type="text"/>	<input type="text" value="Enter mobile number"/>
Date Of Birth*	Category*
<input type="text" value="dd-mm-yyyy"/>	<input type="text" value="Choose Category"/>
Parent / Guardian Name*	Parent / Guardian Mobile Number*
<input type="text" value="Enter Parent / Guardian Name"/>	<input type="text" value="Enter Parent / Guardian Mobile Number"/>
Password*	<input type="checkbox"/> Same as Student Number
<input type="text" value="Enter Password"/>	Confirm Password*
	<input type="text" value="Confirm Your Password"/>

By signing up, you agree to our [Terms and Conditions](#)

STEP 15 | Select and enter your **date of birth** from the calendar.



Select your date of birth from the Calendar in Field 5

Step 2 of 3
Personal Details

Create Your Student Account


Fill up your Personal detail to get Started with EMBIBE

First Name*

Last Name ^①

Gender*

Mobile Number*

Date Of Birth* 

Category*

Parent / Guardian Mobile Number*

Same as Student Number

Confirm Password*

By signing up, you agree to our [Terms and Conditions](#)

Su	Mo	Tu	We	Th	Fr	Sa
		1	2	3	4	5
6	7	8	9	10	11	12
13	14	15	16	17	18	19
20	21	22	23	24	25	26
27	28	29	30	31		

STEP 16 Choose the **category** you are assigned to.



Select your category
in Field 6

Step 2 of 3
Personal Details

Create Your Student Account

Fill up your Personal detail to get Started with EMBIBE

First Name*

Last Name ⓘ

Gender*

Mobile Number*

Date Of Birth*

Parent / Guardian Name*

Password*

Category* **6**

- Choose Category ▲
- General (Gen)
- Scheduled Castes (SC)
- Scheduled Tribes (ST)
- Other Backward Classes (OBC)
- Persons With Disabilities (PWD)

By signing up, you agree to our [Terms and Conditions](#)

STEP 17 | Enter either of your parent/guardian names.



Step 2 of 3
Personal Details

Create Your Student Account

Fill up your Personal detail to get Started with EMBIBE

First Name*	Last Name ⓘ
<input type="text" value="Enter First Name"/>	<input type="text" value="Enter Last Name"/>
Gender*	Mobile Number*
<input type="text" value="Choose Gender"/>	<input type="text" value="Enter mobile number"/>
Date Of Birth*	Category*
<input type="text" value="dd-mm-yyyy"/>	<input type="text" value="Choose Category"/>
Parent / Guardian Name* 7	Parent / Guardian Mobile Number*
<input type="text" value="Enter Parent / Guardian Name"/>	<input type="text" value="Enter Parent / Guardian Mobile Number"/>
	<input type="checkbox"/> Same as Student Number
Password*	Confirm Password*
<input type="text" value="Enter Password"/>	<input type="text" value="Confirm Your Password"/>

Previous Next

Enter either of your parent names in Field 7

STEP 18 | Enter your parent/guardian's mobile number.



Enter your parent/guardian's mobile number in Field 8.

If their number is the same as entered already, check this box.

Step 2 of 3
Personal Details

Create Your Student Account

Fill up your Personal detail to get Started with EMBIBE

First Name*	Last Name ⓘ
<input type="text" value="Enter First Name"/>	<input type="text" value="Enter Last Name"/>
Gender*	Mobile Number*
<input type="text" value="Choose Gender"/>	<input type="text" value="Enter mobile number"/>
Date Of Birth*	Category*
<input type="text" value="dd-mm-yyyy"/>	<input type="text" value="Choose Category"/>
Parent / Guardian Name*	Parent / Guardian Mobile Number* 8
<input type="text" value="Enter Parent / Guardian Name"/>	<input type="text" value="Enter Parent / Guardian Mobile Number"/>
Password*	<input type="checkbox"/> Same as Student Number
<input type="text" value="Enter Password"/>	<input type="text" value="Confirm Your Password"/>

Previous Next

STEP 19 | Create a *password*.



Enter a password of your choice for the Embibe Student App login in Field 9

Step 2 of 3
Personal Details

Create Your Student Account
Fill up your Personal detail to get Started with EMBIBE

First Name*	Last Name ⓘ
<input type="text" value="Enter First Name"/>	<input type="text" value="Enter Last Name"/>
Gender*	Mobile Number*
<input type="text" value="Choose Gender"/>	<input type="text" value="Enter mobile number"/>
Date Of Birth*	Category*
<input type="text" value="dd-mm-yyyy"/>	<input type="text" value="Choose Category"/>
Parent / Guardian Name*	Parent / Guardian Mobile Number*
<input type="text" value="Enter Parent / Guardian Name"/>	<input type="text" value="Enter Parent / Guardian Mobile Number"/>
	<input type="checkbox"/> Same as Student Number
Password* 9	Confirm Password*
<input type="password" value="Enter Password"/>	<input type="password" value="Confirm Your Password"/>

Previous Next

STEP 20 Re-enter and confirm your password.



Re-enter the password to confirm it in Field 10

Step 2 of 3
Personal Details

Create Your Student Account
Fill up your Personal detail to get Started with EMBIBE

First Name*	Last Name ⓘ
<input type="text" value="Enter First Name"/>	<input type="text" value="Enter Last Name"/>
Gender*	Mobile Number*
<input type="text" value="Choose Gender"/>	<input type="text" value="Enter mobile number"/>
Date Of Birth*	Category*
<input type="text" value="dd-mm-yyyy"/>	<input type="text" value="Choose Category"/>
Parent / Guardian Name*	Parent / Guardian Mobile Number*
<input type="text" value="Enter Parent / Guardian Name"/>	<input type="text" value="Enter Parent / Guardian Mobile Number"/>
Password*	<input type="checkbox"/> Same as Student Number
<input type="text" value="Enter Password"/>	Confirm Password* 10 <input type="text" value="Confirm Your Password"/>

Previous Next

STEP 21 | Click on the **Next** button.



Click on the **Next** button

Step 2 of 3
Personal Details

Create Your Student Account
Fill up your Personal detail to get Started with EMBIBE

First Name*	Last Name ⓘ
<input type="text"/>	<input type="text"/>
Gender*	Mobile Number*
<input type="text"/>	<input type="text"/>
Date Of Birth*	Category*
<input type="text"/>	<input type="text"/>
Parent / Guardian Name*	Parent / Guardian Mobile Number*
<input type="text"/>	<input type="text"/>
Password*	Confirm Password*
<input type="password"/>	<input type="password"/>

Same as Student Number

By signing up, you agree to our [Terms and Conditions](#)

STEP 22 | Enter the 6-digit **One-Time Password** received as SMS.



After clicking on the **Next** button, you will receive a 6-digit OTP on your registered mobile number

Verify your mobile number

Enter the OTP sent to

[Blurred mobile number]

[Six empty boxes for OTP digits]

Verify OTP

Resend OTP

Enter the 6-digit OTP received on your registered mobile number

If you have not received the OTP in under 15 seconds, click on Resend OTP.

STEP 23 Click on the **Verify OTP** button.



Verify your mobile number

Enter the OTP sent to

○ ○ ○ ○ ○ ○

Verify OTP

[Resend OTP](#)

Click on the Verify OTP button

STEP 24 Enter the details of the **Personal Device and Internet Connection** available.



Progress indicator: 3 steps, 2nd step active

Create Your Student Account

Fill up your Class / Classes detail to get Started with EMBIBE

Personal Device and Internet Details

Do you have the following Device(s) at Home?*

- Personal Smart Phone
- Personal Tablet
- PC / Desktop
- Laptop / Notebook
- I don't have any Device at Home

Do you have Internet Access at Home?*

Yes No

Are any of these Device(s) your own?*

No, I share my Parent's Device(s)

Note: Careful attention to detail leads to the best learning experience. Please make sure you have added all of your details correctly

Proceed

Select the device(s) available at home

STEP 25 | If you have **no available device**, select accordingly.



If you don't have any device(s) available at home, then select the option "I don't have any device at home"

Create Your Student Account

Fill up your Class / Classes detail to get Started with EMBIBE

Personal Device and Internet Details

Do you have the following Device(s) at Home?*

- Personal Smart Phone
- Personal Tablet
- PC / Desktop
- Laptop / Notebook
- I don't have any Device at Home

Do you have Internet Access at Home?*

Yes No

Are any of these Device(s) your own?*

No, I share my Parent's Device(s)

Note: Careful attention to detail leads to the best learning experience. Please make sure you have added all of your details correctly

Proceed

STEP 26 | Select availability of internet at home.



Progress indicator: 3 steps, 2nd step active.

Create Your Student Account

Fill up your Class / Classes detail to get Started with EMBIBE

Personal Device and Internet Details

Do you have the following Device(s) at Home?*

- Personal Smart Phone
- Personal Tablet
- PC / Desktop
- Laptop / Notebook
- I don't have any Device at Home

Do you have Internet Access at Home?*

Yes No

Are any of these Device(s) your own?*

No, I share my Parent's Device(s)

Note: Careful attention to detail leads to the best learning experience. Please make sure you have added all of your details correctly

[Proceed](#)

If you have internet access at home, kindly select Yes. Otherwise, select No

STEP 27 | Select **Yes** if it is your **own device**.



Progress indicator: 3 steps, 2 completed.

Create Your Student Account

Fill up your Class / Classes detail to get Started with EMBIBE

Are any of these Device(s) your own?*

No, I share my Parent's Device(s)

Yes, I have my own Device(s)

Your Class / Classes Details ^

Select Your School Board*

Class / Classes*

Choose Class / Classes ▼

Section*

Note: Careful attention to detail leads to the best learning experience. Please make sure you have added all of your details correctly

Proceed

If the above-mentioned device(s) is used only by you, select **Yes**. Otherwise, select **No**

STEP 28 | Select your school board.



Select the board of your school

The screenshot shows a dark-themed form titled "Create Your Student Account". At the top, there are three progress indicators. Below the title, it says "Fill up your Class / Classes detail to get Started with EMBIBE". The form contains several sections: "Are any of these Device(s) your own?" with two radio button options; "Your Class / Classes Details" which includes a dropdown menu for "Select Your School Board*", a dropdown for "Class / Classes*", and a text input for "Section*"; and a note at the bottom: "Note: Careful attention to detail leads to the best learning experience. Please make sure you have added all of your details correctly". A yellow "Proceed" button is at the bottom right. A red box highlights the "Select Your School Board*" dropdown, with a red arrow pointing from the text "Select the board of your school" on the left.

Create Your Student Account

Fill up your Class / Classes detail to get Started with EMBIBE

Are any of these Device(s) your own?*

No, I share my Parent's Device(s)

Yes, I have my own Device(s)

Your Class / Classes Details ^

Select Your School Board*

Class / Classes*

Choose Class / Classes ▾

Section*

Note: Careful attention to detail leads to the best learning experience. Please make sure you have added all of your details correctly

Proceed

STEP 29 | Select the **class** you are studying in.



Step 3 of 3

Class / Classes Details

● — ● — ●

Create Your Student Account

Fill up your Class / Classes detail to get Started with EMBIBE

Yes, I have my own Device(s)

Your Class / Classes Details

Select Your School Board*

Class / Classes*

Choose Class / Classes ▲

6th	_____
7th	_____
8th	_____
9th	_____
10th	_____

Note: Careful attention to detail leads to the best learning experience. Please make sure you have added all of your details correctly

Proceed

Select the class you are studying in from the drop down

STEP 30 | Select the **section** you belong to in your class.



Step 3 of 3
Class / Classes Details

○ — ○ — ○

Create Your Student Account

A
B
C
D
E

Choose Section

Select Medium Of Insturction*

Select Medium of Insturction

Note: Careful attention to detail leads to the best learning experience. Please make sure you have added all of your details correctly

Select the section you belong to

STEP 31 | Select the *medium of instruction* in your school.



Create Your Student Account

Fill up your Class / Classes detail to get Started with EMBIBE

[Redacted field]

Class / Classes*

Choose Class / Classes ▼

Section*

Choose Section ▼

Select Medium Of Insturction*

Select Medium of Insturction ▼

Note: Careful attention to detail leads to the best learning experience. Please make sure you have added all of your details correctly

Proceed

Select the medium of instruction from the drop down

In case your school has only one medium of instruction, this field will be populated automatically

STEP 32 Click on the **Proceed** button.



**Click on the
Proceed button**

Create Your Student Account

Fill up your Class / Classes detail to get Started with EMBIBE

Select Your School Board*

Class / Classes*

6th

Section*

B

Select Medium Of Instruction*


English

Note: Careful attention to detail leads to the best learning experience. Please make sure you have added all of your details correctly



Proceed

You will land on the homepage of the Embibe Student App



 **EMBIBE**

[Home](#) [Learn](#) [Practice](#) [Test](#) [Achieve](#)

  2K

A TEXT BOOK OF LIFE SCIENCE AND ENVIRONMENT CLASS 9

Life Science 70 Topics 100

This book discusses the fundamentals of Biology. It elaborates on the concepts, such as Concept of Immunity, Definition of Life, Classification of Diversity of Life, Cell Wall, Biomolecules and their behaviour, and Organic Compounds.

[Practice from Book](#)

Subjects


[ALL SUBJECTS](#)

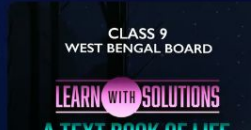
[PHYSICAL SCIENCE !\[\]\(268d17a79f5913c36d8998dd535a8ce6_img.jpg\)](#)

[LIFE SCIENCE !\[\]\(6fd8ee56d0ba251d09562574b5120fba_img.jpg\)](#)

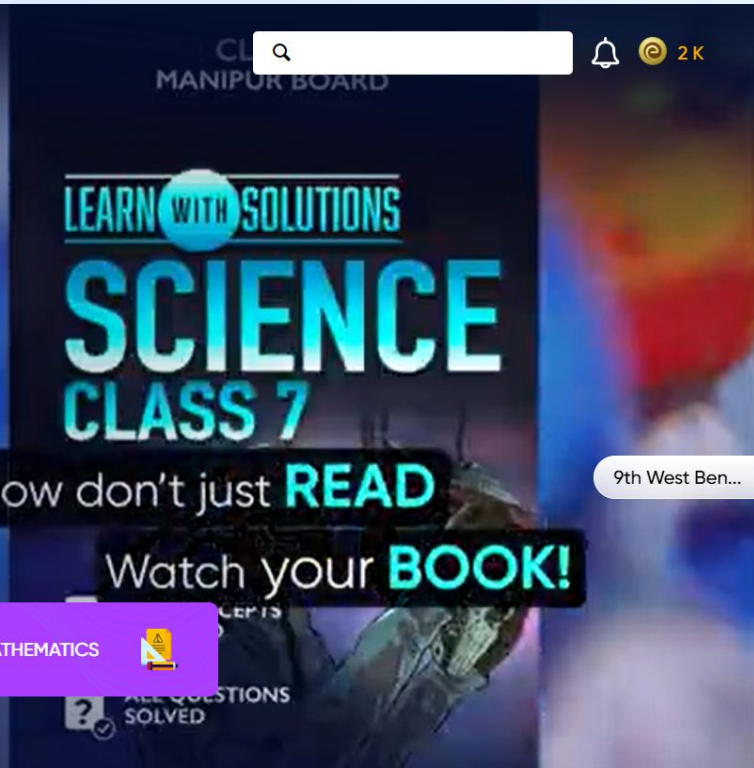
[MATHEMATICS !\[\]\(e0ab9361813163532c7fa95515d4d1b8_img.jpg\)](#)

Trending Books for Your Exam





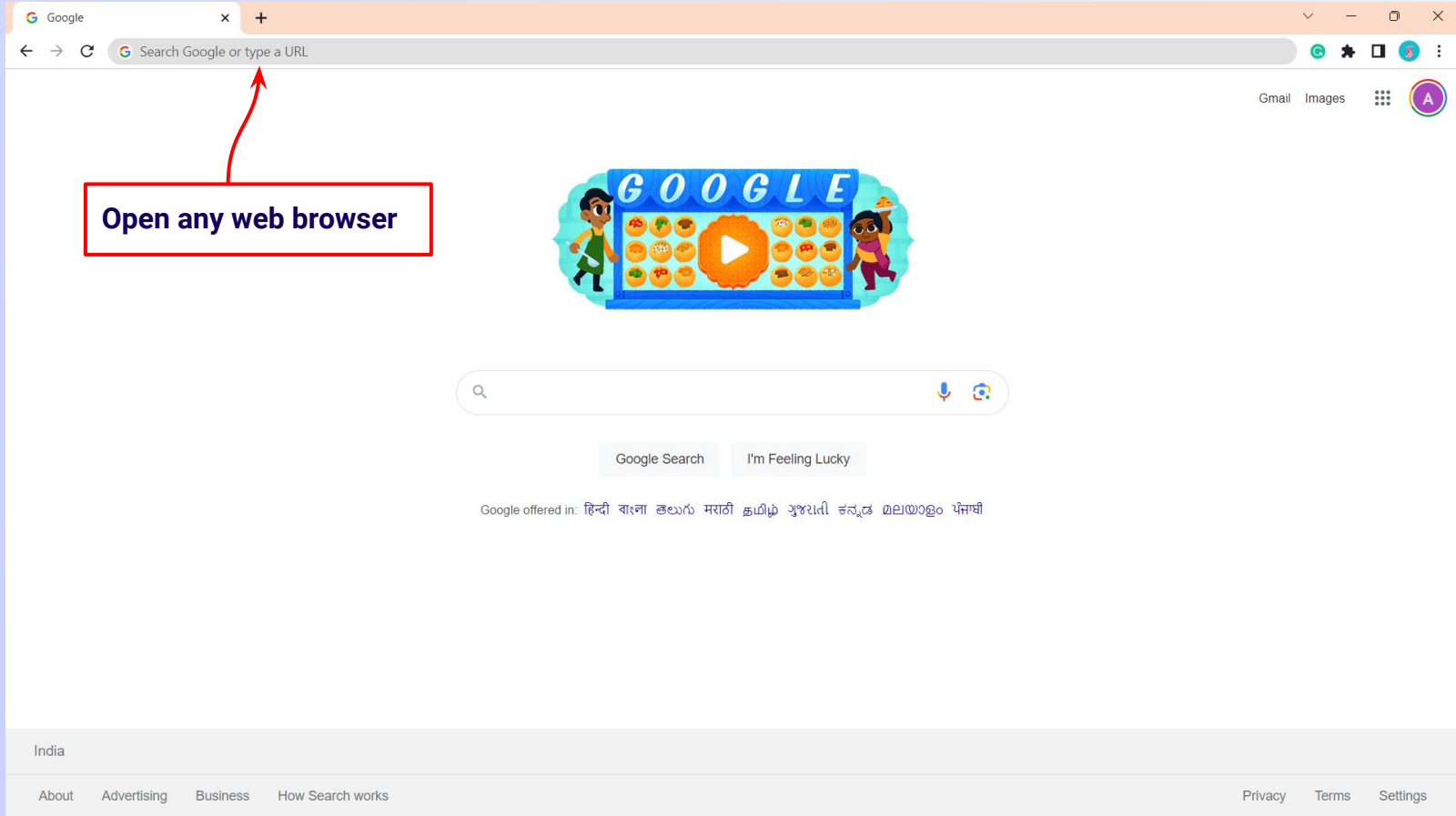
[Ask a Doubt](#)





STEP-BY-STEP LOGIN PROCESS TO EMBIBE STUDENT PLATFORM

STEP 1 *Open any web browser in your device.*



STEP 2

Type the **URL** <https://gov.embibe.com/westbengal> in the browser.



gov.embibe.com/westbengal

Gmail Images

Google

Type the URL:
<https://gov.embibe.com/westbengal>

Google Search I'm Feeling Lucky

New! Google Play mobile games now on PC

Google offered in: हिन्दी বাংলা తెలుగు मराठी தமிழ் ગુજરાતી ಕನ್ನಡ മലയാളം ਪੰਜਾਬੀ

India

About Advertising Business How Search works Privacy Terms Settings



English

Student

Educator

Delivering personalised education for every achiever in the land of **Rabindranath Tagore**
Journey of making every student self-reliant through excellent education

Click on Student

Student Registration

Student Login

Personalised Learning for

6th to 12th West Bengal Board & Many More Exams

8th WBCHSE

9th WBCHSE

10th
WBCHSE

11th WBCHSE

12th WBCHSE

STEP 4 | Click on the **Student Login** button.



The screenshot shows the EMBIBE website interface. At the top left is the EMBIBE logo. At the top right, there is a language dropdown set to 'English' and user role buttons for 'Student' and 'Educator'. The main heading reads: 'Delivering personalised education for every achiever in the land of Rabinranath Tagore Journey of making every student self-reliant through excellent education'. Below this, there are two buttons: 'Student Registration' and 'Student Login'. A red box highlights the 'Student Login' button, with a red arrow pointing to it from a text box that says 'Click on the Student Login button'. Below the buttons, it says 'Personalised Learning for 6th to 12th West Bengal Board & Many More Exams'. At the bottom, there are navigation links for '8th WBCHSE', '9th WBCHSE', '10th WBCHSE', '11th WBCHSE', and '12th WBCHSE', with '10th WBCHSE' being the most prominent.

EMBIBE

English ▾ Student Educator

Delivering personalised education for every achiever in the land of **Rabinranath Tagore**
Journey of making every student self-reliant through excellent education

Student Registration Student Login

Click on the Student Login button

Personalised Learning for

6th to 12th West Bengal Board & Many More Exams

8th WBCHSE 9th WBCHSE **10th WBCHSE** 11th WBCHSE 12th WBCHSE

STEP 5

Enter the **Mobile Number/Email ID** and **Password**.



×

Login as a Student

Mobile / Email

Password

[Forgot Password?](#)

[Sign in using OTP](#)

New to Embibe? [Sign Up](#)

Enter the Mobile Number/Email ID that you used for registration here

Enter your Password

STEP 6

Click on the **Login** button.




×

Login as a Student

Mobile / Email

Password

Forgot Password?

Login

Sign in using OTP

New to Embibe? [Sign Up](#)

Click on the Login button



You will land on the homepage of the Embibe Student App

EMBIBE Home Learn **Practice** Test Achieve

A TEXT BOOK OF LIFE SCIENCE AND ENVIRONMENT CLASS 9

Life Science 70 Topics 100

This book discusses the fundamentals of Biology. It elaborates on the concepts, such as Concept of Immunity, Definition of Life, Classification of Diversity of Life, Cell Wall, Biomolecules and their behaviour, and Organic Compounds.

Practice from Book

Subjects

- ALL SUBJECTS
- PHYSICAL SCIENCE
- LIFE SCIENCE
- MATHEMATICS

Trending Books for Your Exam

- CLASS 9 WEST BENGAL BOARD LEARN WITH SOLUTIONS PHYSICAL SCIENCE & CHEMISTRY
- CLASS 9 WEST BENGAL BOARD LEARN WITH SOLUTIONS A TEXT BOOK OF LIFE SCIENCE AND ENVIRONMENT

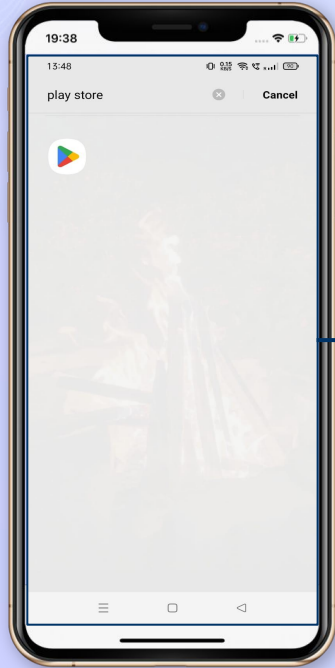
Now don't just **READ** Watch your **BOOK!**

9th West Ben...

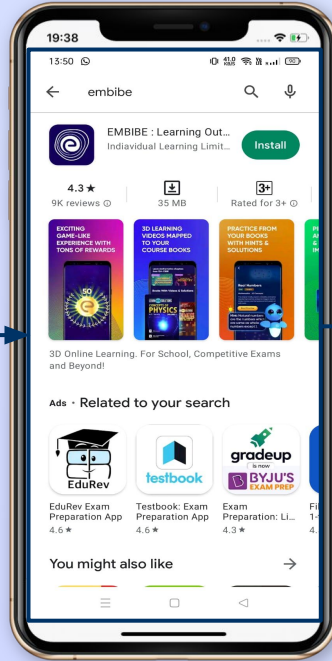
Ask a Doubt

STEP-BY-STEP PROCESS TO DOWNLOAD
EMBIBE **STUDENT APP**

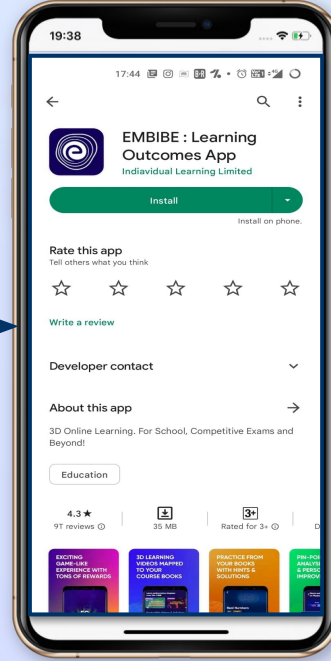
STEP 1-4 Step-by-step process to download Embibe Student App



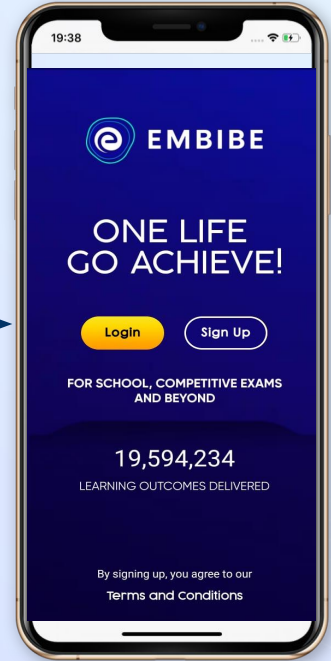
Go To Play Store



Search For Embibe App

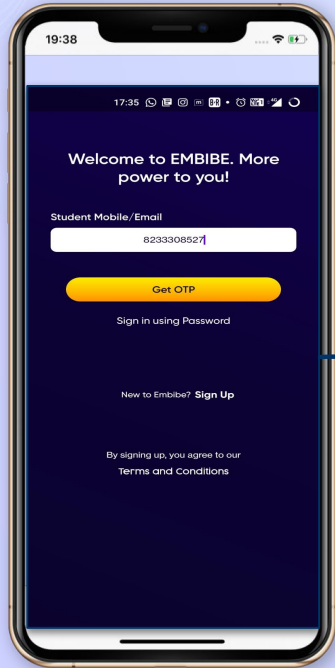


Click to install and Download the app in your phone

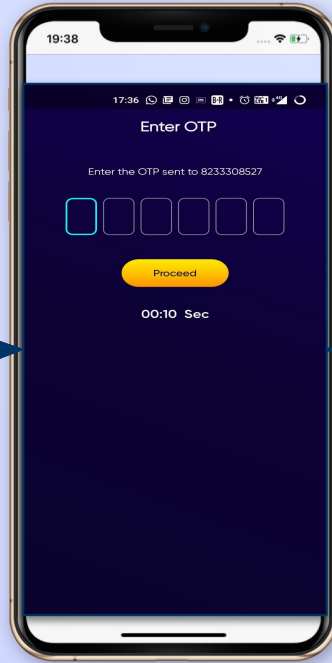


Open App and Click Login

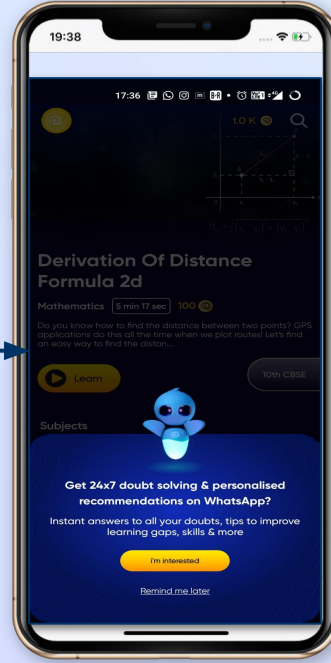
STEP 5-8 Step-by-step process to download Embibe Student App



Enter REGISTERED Mobile Number



Enter OTP and Proceed



Opt in for personalized recommendations on Whatsapp




Start Embibing



STUDENT APP

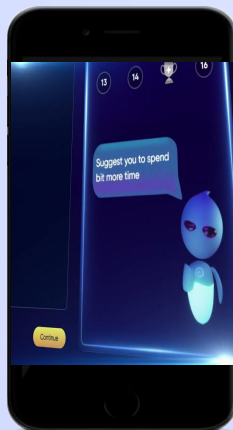
Delivering personalised learning to every student!

LEARN



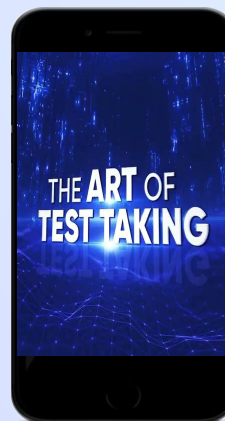
- Video-based learning aligned with your reference books
- Owned high-resolution 3D animated explainer videos
- Feature videos curated from YouTube to enhance learning 25K+ videos on the platform
- 9K+ owned videos

PRACTICE



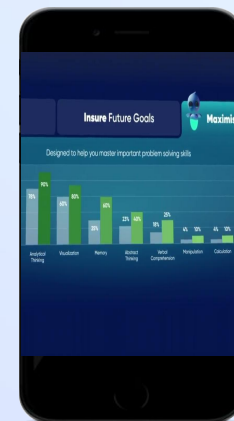
- Adaptive AI-powered practice
- Practice from popular books
- Practice previous year's questions
- Created over 2.5M questions

TEST



- Chapter, subject, and full tests
- Attempt previous years papers
- Create your own test.
- Over 54K preset tests

ACHIEVE



- Leveraging a diagnostic test to assess knowledge gaps
- Predicting improvement in scores basis learning pace
- Creating a personalized achievement journey
- Getting students to start their journey & playing back progress



Thank you!

We innovate today to impact a billion tomorrows.

